

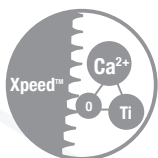




A CUT ABOVE THE REST

BLUEDIAMOND IMPLANT



MegaGen never stops developing....
for lifetime smiles





BLUEDIAMOND goes FAR BEYOND
the standard expectations
for dental implants...

CONTENTS

| | |
|-----|-------------------------------------|
| 04 | Philosophy of BLUEDIAMOND IMPLANT |
| 05 | Characteristics & Advantages |
| 16 | Fixture Product & Packaging |
| 16 | I . Fixture Size |
| 19 | II . Packaging |
| 20 | Cover Screw & Healing Abutment |
| 24 | Abutment & Prosthetic Options |
| 24 | I . Fixture Level Prosthesis |
| 34 | 1. Fixture Level Prosthesis_Digital |
| 43 | II . Abutment Level Prosthesis |
| 43 | 1. EZ Post Abutments & Components |
| 45 | 2. Octa Abutment & Components |
| 51 | 3. Multi-unit Abutment & Components |
| 59 | 3. AXA Abutment & Components |
| 65 | 5. EZ CROWN & Components |
| 71 | III . Overdenture Prosthesis |
| 71 | 1. MegaGen Overdenture System |
| 72 | 2. Meg-Loc Abutment & Components |
| 75 | 3. Meg-Ball Abutment & Components |
| 78 | 4. Meg-Magnet Abutment & Components |
| 81 | 5. Meg-Rhein Abutment & Components |
| 86 | BLUEDIAMOND IMPLANT Kit |
| 86 | I . Surgical Kit |
| 96 | II . Duo Surgical Kit |
| 104 | III . Prosthetic Kit |
| 106 | IV . Bone Profiler Kit |
| 107 | V . Optional Component |
| 110 | BLUEDIAMOND R2 GUIDE Kit |
| 114 | Anchor Kit |



What makes BLUEDIAMOND a cut above the rest?

For clinicians

- Minimally invasive
- Fast & simple
- Predictable & excellent esthetics
- Mechanical, biological & long-term stability

Blue [blu:]:
a masterpiece of
implant technology

For patients

- Painless fast treatment
- Functional & esthetic new teeth
- Strong & long-term use

Blue Diamond



BLUEDIAMOND goes FAR BEYOND standard expectations of dental implants...

Advanced implant system for the digital age

BLUEDIAMOND® implants are MegaGen's premium implant system based on a new loading protocol with proven results from over 10 years. Leveraging all the strong points of AnyRidge, BLUEDIAMOND® implants have been enhanced to provide a long-term solution to the mechanical and biological complications that are currently challenging implant dentistry.

With an ever increasing number of users around the world, BLUEDIAMOND® implants enable fast implant treatment and provide patients with excellent new teeth that are esthetic, functional and long-lasting.

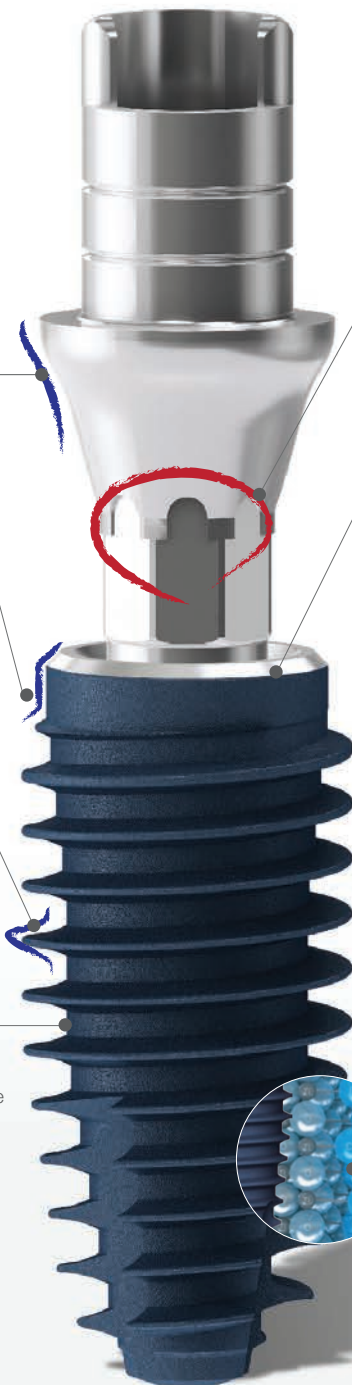
- Excellent initial stability in any bone density
- Faster & stronger osseointegration
- Proven stability of surface treatment
- Less reduction & more preservation of cortical bone
- Wider implant possibilities than crestal width
- No changes in alveolar crest
- Minimal retraction of peri-implant marginal gingiva
- Aesthetic design for prosthesis
- Precise implant-prosthesis connection
- Minimized screw loosening
- Convenient surgical kit

Biologically-inspired design: A new design standard on the global stage


Since the release of the biologically-based AnyRidge implant system in 2009, AnyRidge has gained worldwide attention as a "Game Changer" and 'New Standard' for a successful implant, producing more successful clinical outcomes than even expected by the original developers.

A CUT ABOVE THE REST

BLUEDIAMOND IMPLANT



Biologic S-line
Beautiful & natural-looking esthetics



Designed for less bone stress
Maximum preservation of cortical bone

Higher initial stability in any bone condition
Deep thread & KnifeThread® design ensure high stability even in soft bone



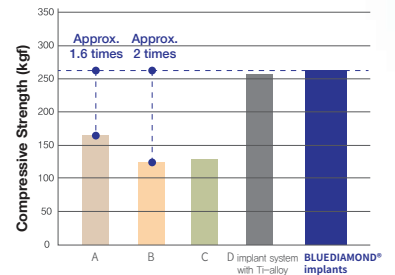
Digital planning becomes reality
Octa position selection enables more accurate positioning



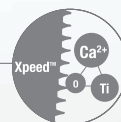
Feel the X-FIT moment!
First with Octa, then with Keystone
More precise positioning & connection



Targeting zero fractures
100% increase in compressive strength via scientific design (Comparison with major domestic fixtures)



Pure titanium body
Long-term biological stability with over 20 years of clinical evidence



XPEED®
Nano bone matrix layer of Ca²⁺-incorporated S-L-A surface
Excellent, rapid & long-lasting osseointegration

Stronger than any other implant

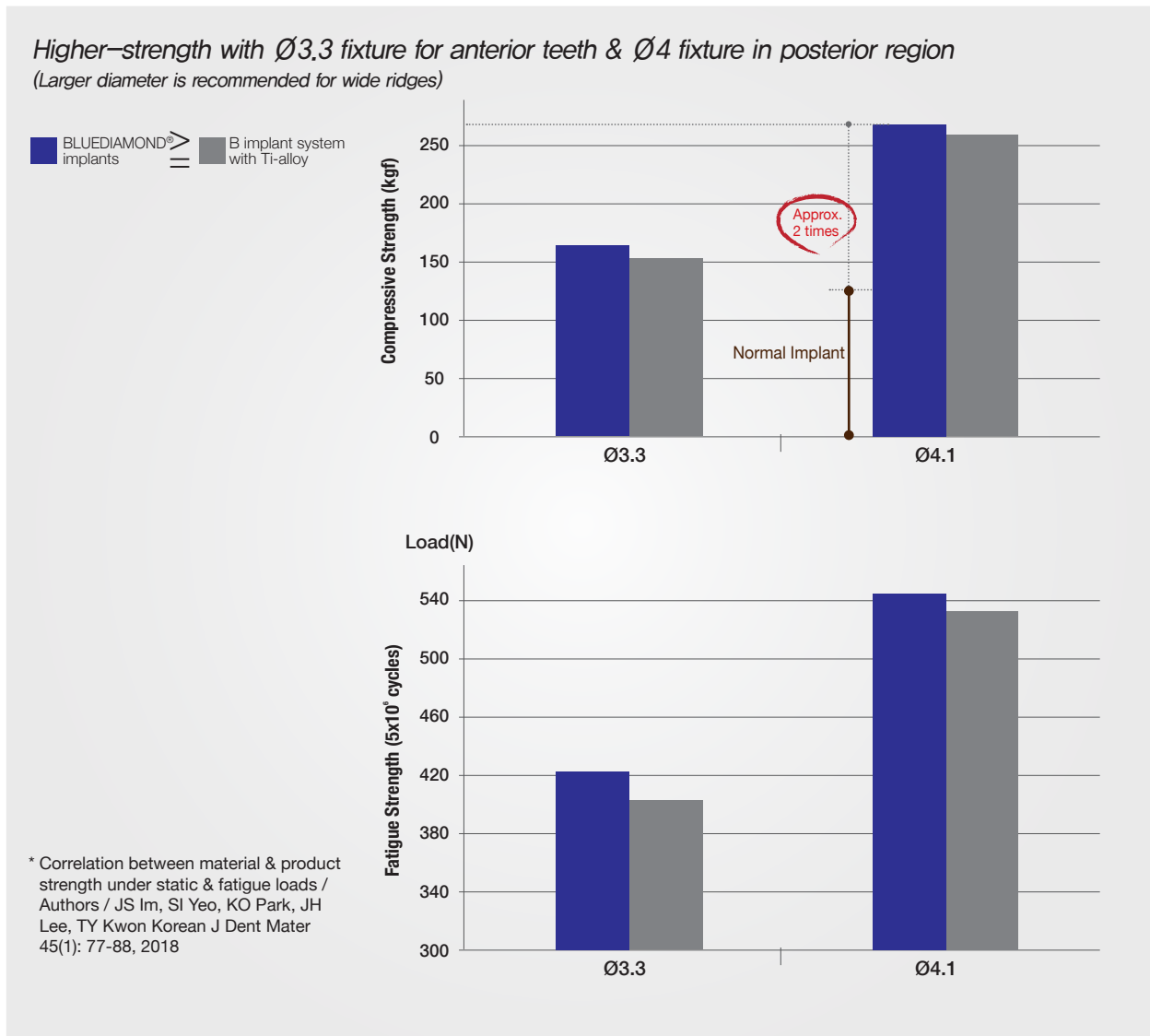
Same long-term biological stability Targeting zero fractures due to higher strength

BLUEDIAMOND® implants are made of pure medical Grade 4 titanium (coldworked) that has been clinically proven for more than 20 years to provide biocompatibility and ensure long-term survival when linked to an implant design with improved strength. Notably, combining a higher compressive strength and fatigue strength safeguards the long-term mechanical stability of the implant.

Optimized design is the key to long-term mechanical safety.

- 1) Optimized thickness & external shape of fixture/abutment wall
 - 2) Optimized shape & diameter of abutment screw
 - 3) Optimized shape & contact area of fixture/abutment connection
 - 4) Selection of titanium material to improve overall strength
- When optimized, the overall strength is improved

BLUEDIAMOND® implants are made of pure titanium and have an optimized structure and shape that result in a higher compression and fatigue strength when compared with implants made of titanium alloys.

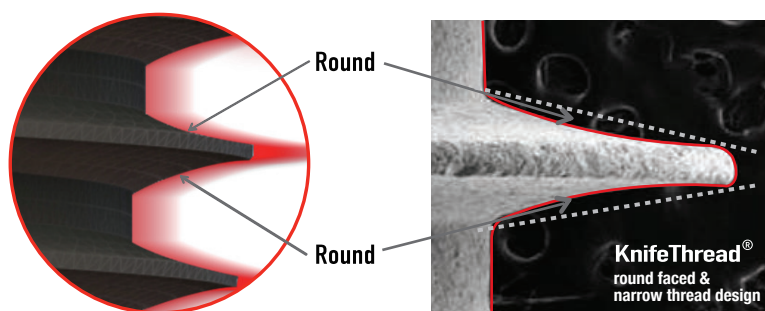


High initial stability for immediate placement in all bone types

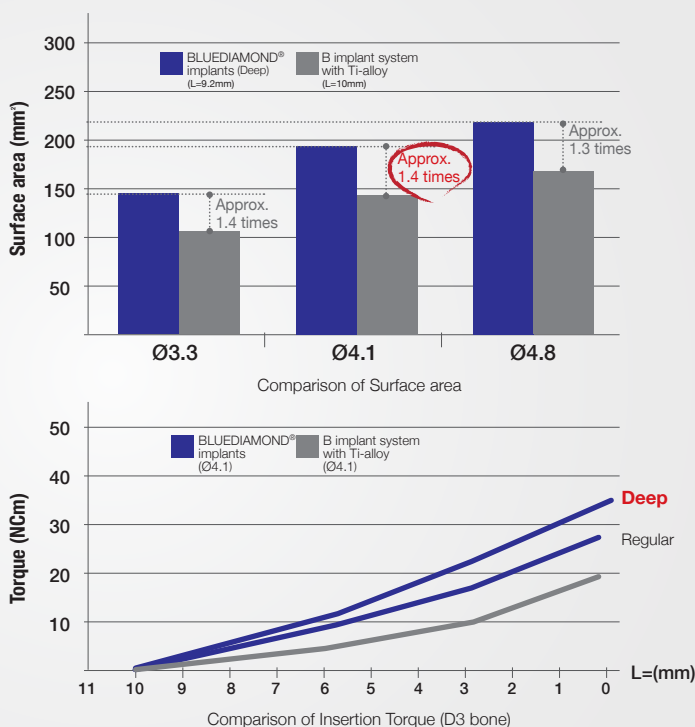
KnifeThread® guarantees sustained implant stability

The unique KnifeThread® and super self-tapping design features provide superior initial stability in any compromised bone situation, including bone condensing, gentle ridge expansion, maximized compressive force resistance, and minimized shear force production.

1. Stable dispersion of stress with buttress thread shape
2. Easier insertion with sharp thread shape
3. Round face has larger surface area than straight face

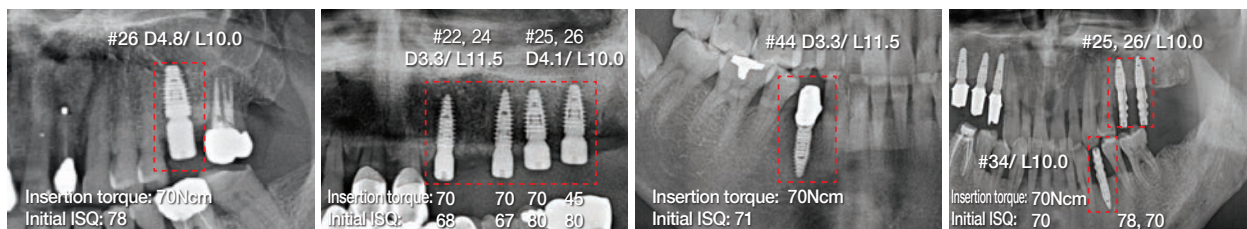


- Excellent initial stability
- Excellent BIC
- Special cutting efficiency during implant placement
- High resistance to compressive force
- Minimized occurrence of shear force
- Large surface area for osseointegration



*R&D center in MegaGen Implant Co.,Ltd.(2017)

High ISQ value on day of placement in any bone density




Fixture thread options for better initial stability

The option of different thread depths (regular or deep) and special KnifeThread® design enable easy implant placement with good primary stability in ALL bone densities

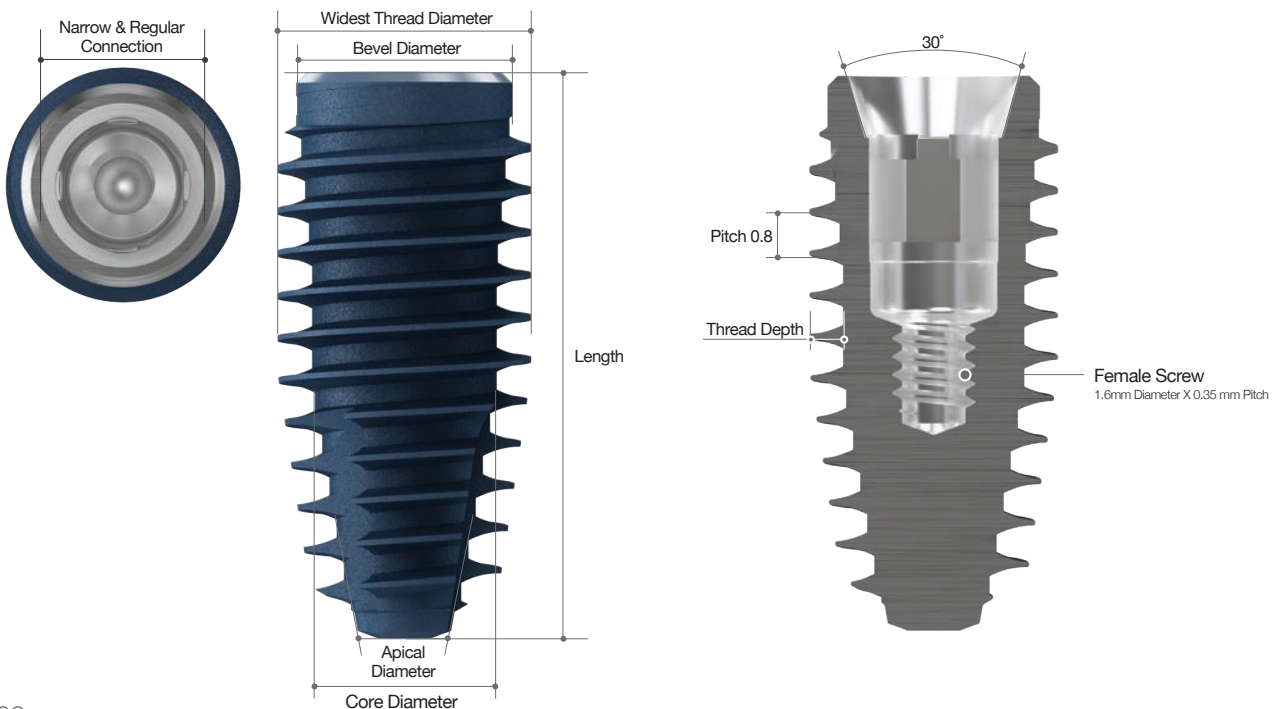
- REGULAR thread recommended for hard bone (D1 & D2)
- DEEP thread recommended for soft bone or poor bone density (D3 & D4)

| | Fixture Diameter | | | | | | | |
|----------------|------------------|------|------|------|------|------|------|------|
| | Ø3.3 | Ø3.7 | Ø4.1 | Ø4.4 | Ø4.8 | Ø5.3 | Ø5.8 | Ø6.3 |
| Regular Thread | | | | | | | | |
| Thread Depth | 0.4 | 0.4 | 0.45 | 0.45 | 0.4 | 0.55 | | |
| Deep Thread | | | | | | | | |
| Thread Depth | 0.6 | 0.6 | 0.65 | 0.65 | 0.65 | 0.75 | 1.0 | 1.25 |



Regular & Deep Threads

| Fixture Diameter | Widest Thread Diameter (Normal Thread) | Widest Thread Diameter (Deep Thread) | Bevel Diameter | Apical Diameter (Normal&Deep Thread) | Core Diameter | Thread Depth (Normal Thread) | Thread Depth (Deep Thread) | Length(mm) | Connection Diameter |
|------------------|--|--------------------------------------|----------------|--------------------------------------|---------------|------------------------------|----------------------------|---|---------------------|
| Ø3.3 | Ø3.6 | Ø4.0 | Ø3.3 | Ø1.1 | Ø2.8 | 0.4 | 0.6 | 7 / 7.7 / 9.2 / 10.7 / 12.2 / 14.2 / 17.2 | Ø2.8 |
| Ø3.7 | Ø4.0 | Ø4.4 | Ø3.7 | Ø1.4 | Ø3.2 | 0.4 | 0.6 | | Ø2.8 |
| Ø4.1 | Ø4.4 | Ø4.8 | Ø4.1 | Ø1.9 | Ø3.5 | 0.45 | 0.65 | | Ø3.3 |
| Ø4.4 | Ø4.7 | Ø5.1 | Ø4.4 | Ø2.1 | Ø3.8 | 0.45 | 0.65 | | Ø3.3 |
| Ø4.8 | Ø5.0 | Ø5.5 | Ø4.8 | Ø2.4 | Ø4.2 | 0.4 | 0.65 | | Ø3.3 |
| Ø5.3 | Ø5.6 | Ø6.0 | Ø5.3 | Ø2.8 | Ø4.5 | 0.55 | 0.75 | | Ø3.3 |
| Ø5.8 | | Ø6.5 | Ø5.3 | Ø2.8 | Ø4.5 | | 1.0 | | Ø3.3 |
| Ø6.3 | | Ø7.0 | Ø5.3 | Ø2.8 | Ø4.5 | | 1.25 | | Ø3.3 |



Designed to be minimally invasive

Maintains more existing bone for better long-term prognosis

Thread-less section for maximum preservation of cortical bone

- * More cortical bone
- = more soft tissue
- = beautiful gingival line

BLUEDIAMOND® implants do not rely on cortical bone for initial stability. By reducing the stress applied to the cortical bone, this prevents bone resorption that occurs after fixture placement.

The coronal design of BLUEDIAMOND® implants preserves more cortical bone around the fixture, resulting in a beautiful gingival line, along with fast and strong osseointegration.

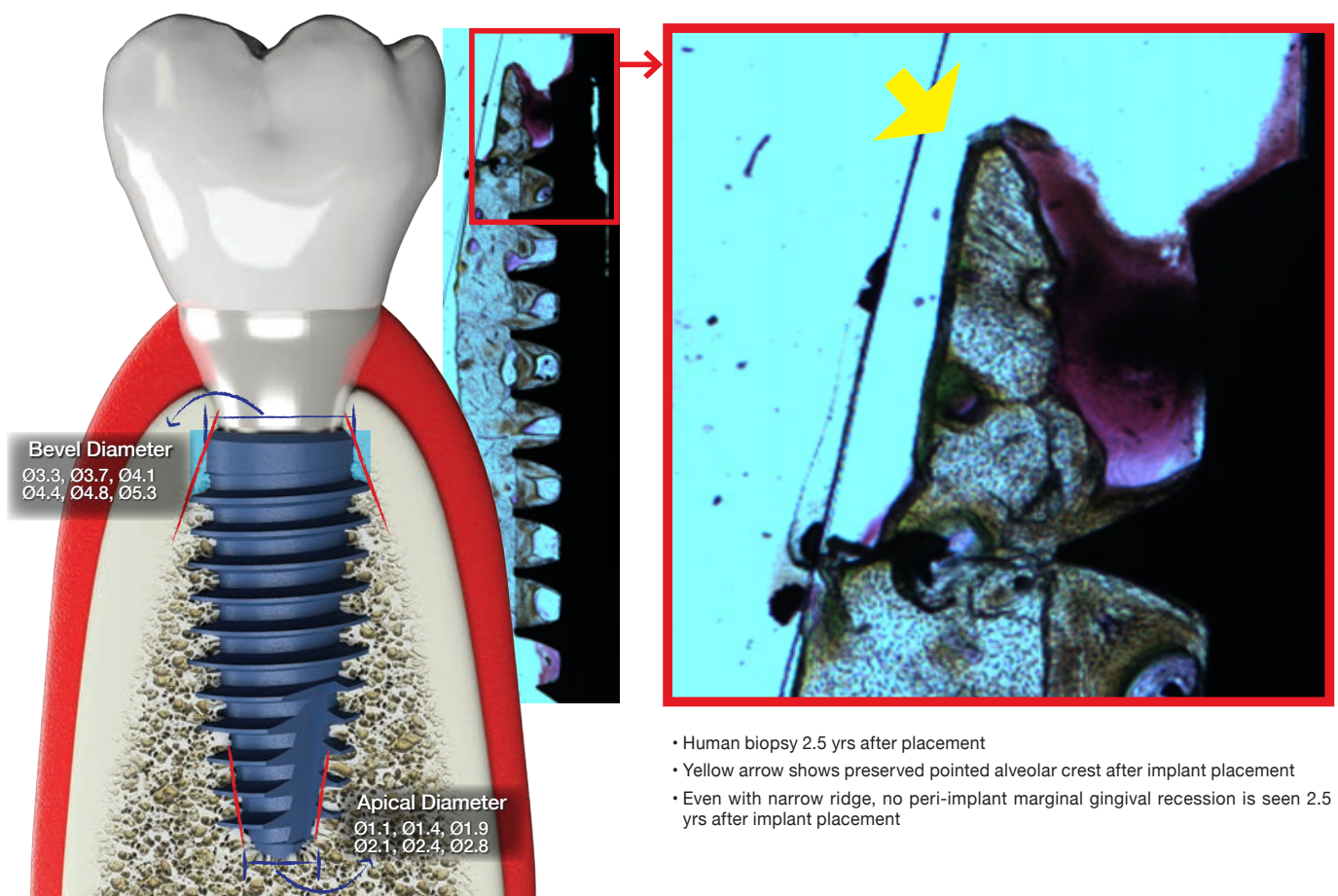
Narrow apical diameter allows placement of wider fixture in narrow crest

The narrow apical diameter of BLUEDIAMOND® implants allows a wider fixture to be placed via a narrow alveolar crest, while preserving the surrounding hard & soft tissue (minimally invasive).

BLUEDIAMOND® implants have a relatively high strength compared to their diameter, providing sufficient strength even in a narrow ridge.

Insertion of longer fixture

The narrow apical diameter also reduces the risk of touching sensitive anatomy (nerves), allowing the placement of longer fixtures.



- Human biopsy 2.5 yrs after placement
- Yellow arrow shows preserved pointed alveolar crest after implant placement
- Even with narrow ridge, no peri-implant marginal gingival recession is seen 2.5 yrs after implant placement

Immediately high & sustained ISQ values

Fast & strong osseointegration with clinical results from over 10 years
Surface treatment technology that produces excellent results

XPEED surface treatment is a unique technology from MegaGen.


BLUEDIAMOND® implants undergo a special process of Ca²⁺ ion deposition on the implant surface, following S-L-A surface treatment of pure medical Grade 4 titanium. These Ca²⁺ ions create CaTiO₃ nanostructures on the implant surface that then activate osteoblasts in living bone cells.

- *In vivo*, many cations are formed on implant surface due to calcium
- More PO₄³⁻ ions are then adsorbed & Ca²⁺ ions are re-adsorbed to adsorbed PO₄³⁻ ions
- Apatite layer similar to bone mineral is promoted & mineralized into hydroxyapatite



Excellent bone formation rate proven by human clinical study

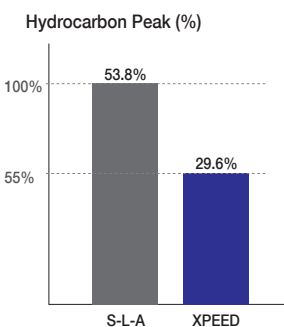
Multiple animal and human clinical studies demonstrate rapid bone cell proliferation and long-term stability of Xpeed surface treatment.



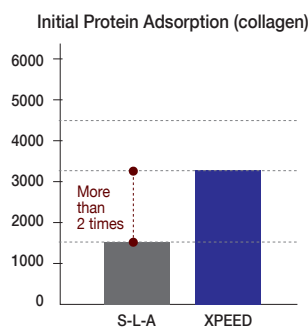
The empty spaces between the threads are completely filled with growing bone tissue (black arrow): In the early osteosynthesis process, new bone was found to cover the entire fixture, and on the left, you can see a small bone mass on the metal ridge (white arrow).

*Scanning Electron Microscope (SEM) Evaluation of Interface between Nanostructured Calcium-Incorporated Dental Implant Surface and Human Bone / Francesco Mangano / Materials (Basel). 2017 Dec; 10(12): 1438

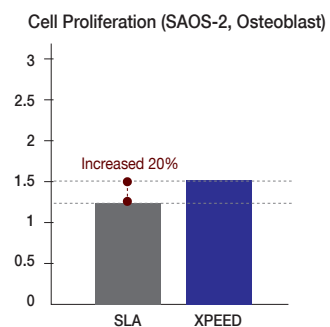
Superiority of XPEED surface technology compared to S-L-A



· Over 50% reduction of hydrocarbons, which interfere with osteosynthesis



· 2 times better adsorption of essential proteins for initial osseointegration




· Over 20% improved osteoblast proliferation for improved osteoblast adhesion

Awarded <Clean Implant Trusted Quality Award>

By awarding “Trusted Quality” for two implant systems, AnyRidge & BlueDiamond, first time among implant company, verified surface treatment quality which has been obtained only by 15 implant systems in the world.

- Be Confident, you are using a CLEAN IMPLANT!
- Guarantees safety for implant surface treatment and long-term stability of implants.




100% acid-free surface: surface treatment with NO acid residue

Self-neutralization reaction of acids & bases from XPEED® surface treatment process completely neutralizes & removes any acid residue, resulting in unique blue surface color

BLUEDIAMOND® implants have ideal roughness value (Ra 1.8-2.5μm)

This regular Ra (surface roughness) value ensures more uniform bone growth



SEM shows surface is perfectly clean & no contamination



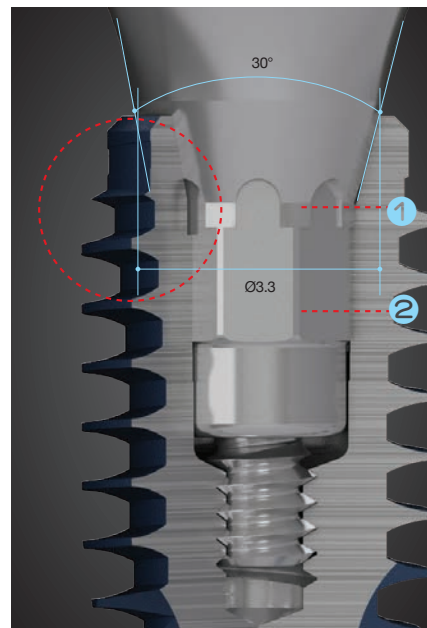

A non-profit located in Germany, the Clean Implant Foundation tests implants worldwide to ensure the quality of the surface cleanliness, and very few implant brands are certified.

Accurate positioning & excellent prosthetic connection

Feel the X-FIT™ moment! Precise Positioning & Prosthetic Connection

BLUEDIAMOND® implants have a unique X-FIT™ connection with a 30° internal conical connection & double-fastened internal structure of an arch keystone & octa combination

Devised from architectural principles, the arch-type keystone improves long-term mechanical stability with high resistance to external compressive forces, such as mastication, and an excellent stress dispersion effect.




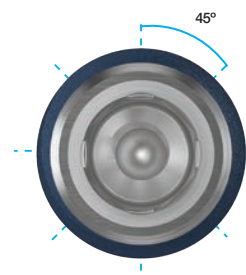
• Click! Fits in 8 positions

When correctly mounted, the abutment & fixture snap together to create a perfect connection. Plus, the position of the abutment can be precisely rotated in 45° increments (8 positions), allowing accurate positioning, especially when using an angled abutment.

• No more misconnection


BLUEDIAMOND® implants is not possible to tighten the abutment screw if the prosthesis is not correctly connected to the fixture.

A misconnected abutment screw cannot be tightened.
No incorrect locking



SEM Image x30

• Minimize Screw Loosening Improves convenience of implant maintenance



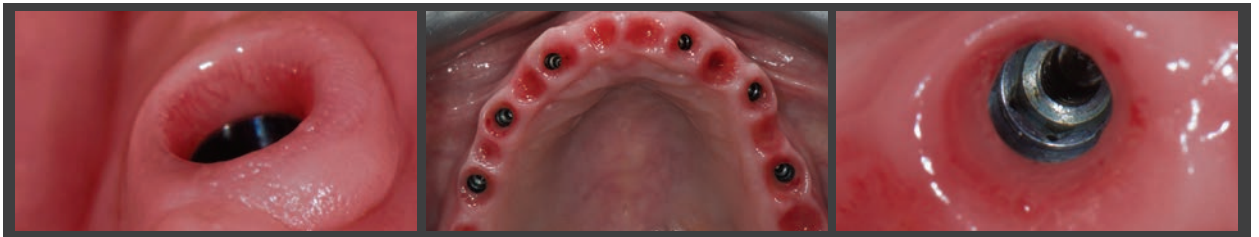
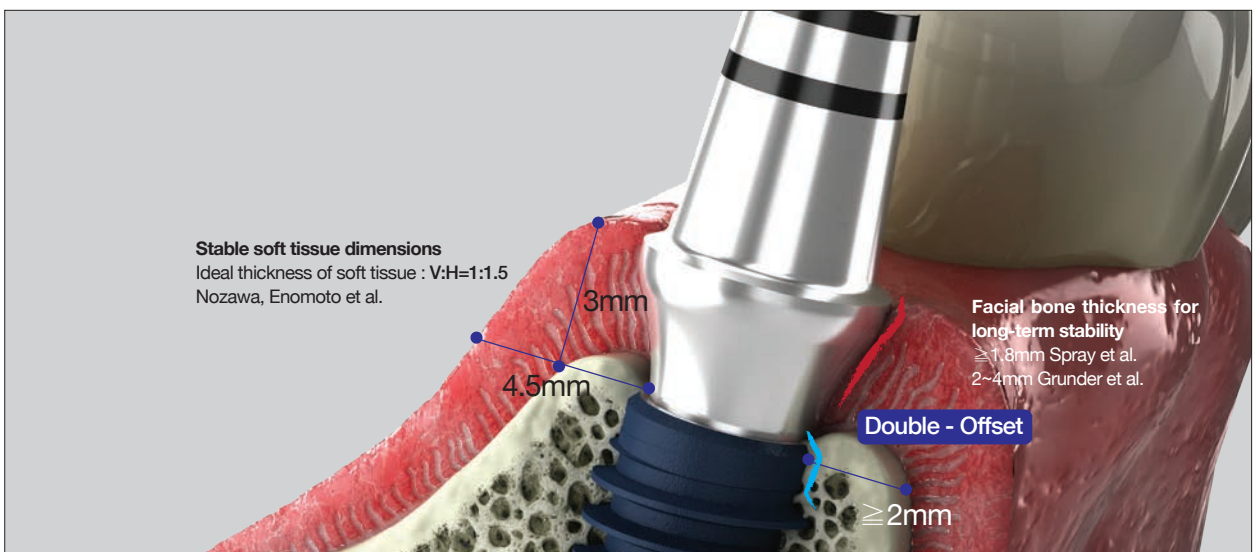
- Increased joint area between abutment screw & abutment
- Minimized sinking due to 30° connection
- Minimized rotation angle between abutment & fixture due to keystone structure inside fixture & abutment joint

Better esthetics & prosthetic line-up

Extensive prosthetic line-up to cover all cases & functionally superior design to guarantee improved esthetic results


Biologic S-line

Upper thread-less section of fixture & double-offset structure of biologic S-line cuff design of abutment create better peri-implant biotype & provide emergence profile for more esthetic & functional prosthetic results.



Courtesy of Dr. Edison Shimaj

The prosthetic line-up includes a variety of sizes to satisfy all clinical needs, covering overdentures, all on 4(6), digital, as well as general prosthetics.



Convenient surgical kit

1 Lance Drill

2 Flattening Drill

3 Lindermann Drill

4 Drill Extension

10 Torque Wrench

11 Direction Indicator

12 Path Finder

13 Tap Drill

14 Cortical Bone Drill

15 Hand Driver (1.2Hex)

1-R203 TORQUE WRENCH

DIRECTION INDICATOR

PATH FINDER

BLUE DIAMOND IMPLANT

TAP DRILL

CORTICAL BONE DRILL

1 LANCE DRILL

2 FLATTENING DRILL

3 LINDERMANN DRILL

4 DRILL EXT.

5 STOPPER DRILL

6 HANDPIECE CONNECTOR

7 RATCHET CONNECTOR

8 FIXTURE DRIVER

9

15 HAND DRIVER (1.2Hex)



Simple & intuitive drilling sequence

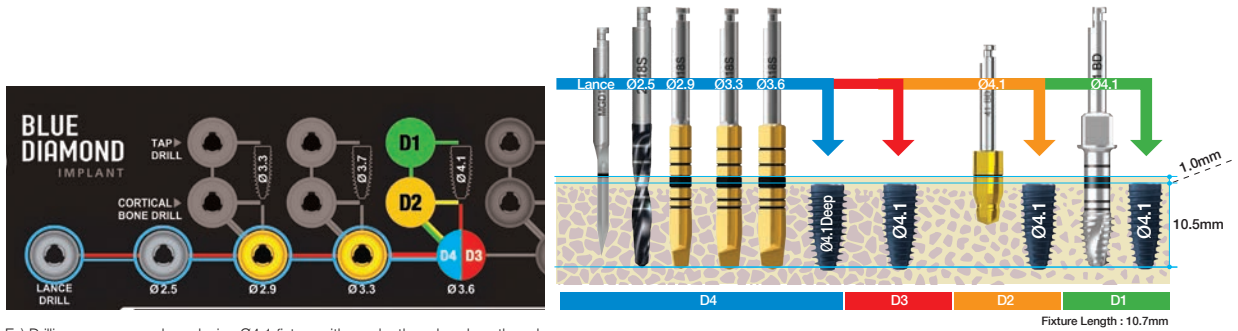
Place the implant according to the guided drilling sequence for optimum initial stability

Drilling Protocol



Drilling protocol according to fixture diameter & bone density for optimal initial stability

- ① In surgical kit, identify color line for fixture diameter to be placed
- ② Drill along color line according to bone density
D3: Red / D2: Yellow / D1: Green / D4 : After drilling the same sequence with D3, place deep thread fixture
- ③ If bone density is very poor or initial stability is insufficient, place deep thread fixture of same size using same drill sequence



BLUEDIAMOND® implants Surgical Kit Drills

| | Flattening Drill | Lance | Shaping Drills | | | | | | Cortical Bone Drills | | | | | Tap Drills | | | | | Stopper Drills | | | | | |
|---------|------------------|-------|----------------|------|------|------|------|------|----------------------|------|------|------|------|------------|------|------|------|------|----------------|------|------|------|------|------|
| | Ø5.0 / Ø2.0 | Ø2.0 | Ø2.5 | Ø2.9 | Ø3.3 | Ø3.6 | Ø3.9 | Ø4.3 | Ø3.6 | Ø4.0 | Ø4.4 | Ø4.7 | Ø5.0 | Ø3.3 | Ø3.7 | Ø4.1 | Ø4.4 | Ø4.8 | Ø2.5 | Ø2.9 | Ø3.3 | Ø3.6 | Ø3.9 | Ø4.3 |
| | | | | | | | | | | | | | | | | | | | | | | | | |
| rpm max | 400~600 | | 800~1000 | | | | | | 300 | | | | | 15 | | | | | 800~1000 | | | | | |

Fixture Product & Packaging

I. Fixture Size

NC Ø3.3

- Cover Screw included
 ※XPEEDActive : Availability may vary by country

| Fixture Diameter | Connection | Length (mm) | XPEED | Ref.C | XActive |
|------------------|------------|-------------|----------|------------|---------|
| Ø3.3 | NC | 7 | ARO3307C | ARO3307XAC | |
| | | 8.5 | ARO3308C | ARO3308XAC | |
| | | 10 | ARO3310C | ARO3310XAC | |
| | | 11.5 | ARO3311C | ARO3311XAC | |
| | | 13 | ARO3313C | ARO3313XAC | |
| | | 15 | ARO3315C | ARO3315XAC | |
| | | 18 | ARO3318C | ARO3318XAC | |



NC Ø3.7

- Cover Screw included
 ※XPEEDActive : Availability may vary by country

| Fixture Diameter | Connection | Length (mm) | XPEED | Ref.C | XActive |
|------------------|------------|-------------|----------|------------|---------|
| Ø3.7 | NC | 7 | ARO3707C | ARO3707XAC | |
| | | 8.5 | ARO3708C | ARO3708XAC | |
| | | 10 | ARO3710C | ARO3710XAC | |
| | | 11.5 | ARO3711C | ARO3711XAC | |
| | | 13 | ARO3713C | ARO3713XAC | |
| | | 15 | ARO3715C | ARO3715XAC | |
| | | 18 | ARO3718C | ARO3718XAC | |



RC Ø4.1

- Cover Screw included
 ※XPEEDActive : Availability may vary by country

| Fixture Diameter | Connection | Length (mm) | XPEED | Ref.C | XActive |
|------------------|------------|-------------|----------|------------|---------|
| Ø4.1 | RC | 7 | ARO4107C | ARO4107XAC | |
| | | 8.5 | ARO4108C | ARO4108XAC | |
| | | 10 | ARO4110C | ARO4110XAC | |
| | | 11.5 | ARO4111C | ARO4111XAC | |
| | | 13 | ARO4113C | ARO4113XAC | |
| | | 15 | ARO4115C | ARO4115XAC | |
| | | 18 | ARO4118C | ARO4118XAC | |



RC Ø4.4

- Cover Screw included
 ※XPEEDActive : Availability may vary by country

| Fixture Diameter | Connection | Length (mm) | XPEED | Ref.C | XActive |
|------------------|------------|-------------|----------|------------|---------|
| Ø4.4 | RC | 7 | ARO4407C | ARO4407XAC | |
| | | 8.5 | ARO4408C | ARO4408XAC | |
| | | 10 | ARO4410C | ARO4410XAC | |
| | | 11.5 | ARO4411C | ARO4411XAC | |
| | | 13 | ARO4413C | ARO4413XAC | |
| | | 15 | ARO4415C | ARO4415XAC | |
| | | 18 | ARO4418C | ARO4418XAC | |



RC Ø4.8

- Cover Screw included
 ※XPEEDActive : Availability may vary by country

| Fixture Diameter | Connection | Length (mm) | XPEED | Ref.C | XActive |
|------------------|------------|-------------|----------|------------|---------|
| Ø4.8 | RC | 7 | ARO4807C | ARO4807XAC | |
| | | 8.5 | ARO4808C | ARO4808XAC | |
| | | 10 | ARO4810C | ARO4810XAC | |
| | | 11.5 | ARO4811C | ARO4811XAC | |
| | | 13 | ARO4813C | ARO4813XAC | |
| | | 15 | ARO4815C | ARO4815XAC | |
| | | 18 | ARO4818C | ARO4818XAC | |



RC Ø5.3

- Cover Screw included

※Availability may vary by country

| Fixture Diameter | Connection | Length (mm) | XPEED | Ref.C | XActive |
|------------------|------------|-------------|----------|------------|---------|
| Ø5.3 | RC | 7 | ARO5307C | ARO5307XAC | |
| | | 8.5 | ARO5308C | ARO5308XAC | |
| | | 10 | ARO5310C | ARO5310XAC | |
| | | 11.5 | ARO5311C | ARO5311XAC | |
| | | 13 | ARO5313C | ARO5313XAC | |
| | | 15 | ARO5315C | ARO5315XAC | |
| | | 18 | ARO5318C | ARO5318XAC | |



NC Ø3.3 Deep Thread

- Cover Screw included

※XPEEDActive : Availability may vary by country

| Fixture Diameter | Connection | Length (mm) | XPEED | Ref.C | XActive |
|------------------|------------|-------------|-----------|-------------|---------|
| Ø3.3 | NC | 7 | ARO3307DC | ARO3307DXAC | |
| | | 8.5 | ARO3308DC | ARO3308DXAC | |
| | | 10 | ARO3310DC | ARO3310DXAC | |
| | | 11.5 | ARO3311DC | ARO3311DXAC | |
| | | 13 | ARO3313DC | ARO3313DXAC | |
| | | 15 | ARO3315DC | ARO3315DXAC | |
| | | 18 | ARO3318DC | ARO3318DXAC | |



NC Ø3.7 Deep Thread

- Cover Screw included

※XPEEDActive : Availability may vary by country

| Fixture Diameter | Connection | Length (mm) | XPEED | Ref.C | XActive |
|------------------|------------|-------------|-----------|-------------|---------|
| Ø3.7 | NC | 7 | ARO3707DC | ARO3707DXAC | |
| | | 8.5 | ARO3708DC | ARO3708DXAC | |
| | | 10 | ARO3710DC | ARO3710DXAC | |
| | | 11.5 | ARO3711DC | ARO3711DXAC | |
| | | 13 | ARO3713DC | ARO3713DXAC | |
| | | 15 | ARO3715DC | ARO3715DXAC | |
| | | 18 | ARO3718DC | ARO3718DXAC | |



RC Ø4.1 Deep Thread

- Cover Screw included

※XPEEDActive : Availability may vary by country

| Fixture Diameter | Connection | Length (mm) | XPEED | Ref.C | XActive |
|------------------|------------|-------------|-----------|-------------|---------|
| Ø4.1 | RC | 7 | ARO4107DC | ARO4107DXAC | |
| | | 8.5 | ARO4108DC | ARO4108DXAC | |
| | | 10 | ARO4110DC | ARO4110DXAC | |
| | | 11.5 | ARO4111DC | ARO4111DXAC | |
| | | 13 | ARO4113DC | ARO4113DXAC | |
| | | 15 | ARO4115DC | ARO4115DXAC | |
| | | 18 | ARO4118DC | ARO4118DXAC | |



RC Ø4.4 Deep Thread

- Cover Screw included

※XPEEDActive : Availability may vary by country

| Fixture Diameter | Connection | Length (mm) | XPEED | Ref.C | XActive |
|------------------|------------|-------------|-----------|-------------|---------|
| Ø4.4 | RC | 7 | ARO4407DC | ARO4407DXAC | |
| | | 8.5 | ARO4408DC | ARO4408DXAC | |
| | | 10 | ARO4410DC | ARO4410DXAC | |
| | | 11.5 | ARO4411DC | ARO4411DXAC | |
| | | 13 | ARO4413DC | ARO4413DXAC | |
| | | 15 | ARO4415DC | ARO4415DXAC | |
| | | 18 | ARO4418DC | ARO4418DXAC | |



RC Ø4.8 Deep Thread

- Cover Screw included
 * XPEEDActive : Availability may vary by country

| Fixture Diameter | Connection | Length (mm) | Ref.C | |
|------------------|------------|-------------|-----------|-------------|
| | | | XPEED | XActive |
| Ø4.8 | RC | 7 | ARO4807DC | ARO4807DXAC |
| | | 8.5 | ARO4808DC | ARO4808DXAC |
| | | 10 | ARO4810DC | ARO4810DXAC |
| | | 11.5 | ARO4811DC | ARO4811DXAC |
| | | 13 | ARO4813DC | ARO4813DXAC |
| | | 15 | ARO4815DC | ARO4815DXAC |
| | | 18 | ARO4818DC | ARO4818DXAC |



RC Ø5.3 Deep Thread

- Cover Screw included
 * Availability may vary by country

| Fixture Diameter | Connection | Length (mm) | Ref.C | |
|------------------|------------|-------------|-----------|-------------|
| | | | XPEED | XActive |
| Ø5.3 | RC | 7 | ARO5307DC | ARO5307DXAC |
| | | 8.5 | ARO5308DC | ARO5308DXAC |
| | | 10 | ARO5310DC | ARO5310DXAC |
| | | 11.5 | ARO5311DC | ARO5311DXAC |
| | | 13 | ARO5313DC | ARO5313DXAC |
| | | 15 | ARO5315DC | ARO5315DXAC |
| | | 18 | ARO5318DC | ARO5318DXAC |



RC Ø5.8 Deep Thread

- Cover Screw included
 * Availability may vary by country

| Fixture Diameter | Connection | Length (mm) | Ref.C | |
|------------------|------------|-------------|-----------|-------------|
| | | | XPEED | XActive |
| Ø5.8 | RC | 7 | ARO5807DC | ARO5807DXAC |
| | | 8.5 | ARO5808DC | ARO5808DXAC |
| | | 10 | ARO5810DC | ARO5810DXAC |
| | | 11.5 | ARO5811DC | ARO5811DXAC |
| | | 13 | ARO5813DC | ARO5813DXAC |
| | | 15 | ARO5815DC | ARO5815DXAC |
| | | 18 | ARO5818DC | ARO5818DXAC |



RC Ø6.3 Deep Thread



- Cover Screw included
 * Availability may vary by country

| Fixture Diameter | Connection | Length (mm) | Ref.C | |
|------------------|------------|-------------|-----------|-------------|
| | | | XPEED | XActive |
| Ø6.3 | RC | 7 | ARO6307DC | ARO6307DXAC |
| | | 8.5 | ARO6308DC | ARO6308DXAC |
| | | 10 | ARO6310DC | ARO6310DXAC |
| | | 11.5 | ARO6311DC | ARO6311DXAC |
| | | 13 | ARO6313DC | ARO6313DXAC |
| | | 15 | ARO6315DC | ARO6315DXAC |
| | | 18 | ARO6318DC | ARO6318DXAC |




II. Packaging


- Ampule



Peel off cover & remove ampule



Separate top^① & bottom^②, as shown, to reveal inner ampule with fixture



Flip open top to reveal fixture




Connect handpiece to fixture



Make sure fixture is fully connected, then remove from ampule



Place fixture according to drilling sequence



Separate fixture ampule from bottom, as shown, to reveal cover screw holder^③



Use hand driver to pick up cover screw




Tighten cover screw to fixture

MegaGen ampule is re-usable as building block (after cleaning & sterilization) reducing plastic waste!

Cover Screw & Healing Abutment

Cover Screw

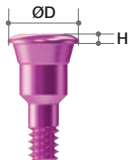
- Included in fixture packaging
- For use with submerged-type surgery
- Protects inner structure of fixture
- Different height options
- 1mm & umbrella (wide dia.) cover screw can be purchased separately
- Recommended torque: by hand (5 - 8Ncm)
- Use with Hand Driver(1.2 Hex)



NC

| Diameter | Height (mm) | Ref.C |
|----------|-------------|-------------|
| Ø3.0 | 0.5 | AROCSN3005 |
| Ø3.0 | 1.0 | *AROCSN3010 |
| Ø5.0 | 0.5 | *AROCSN5005 |

(*) Separate sales item



RC

| Diameter | Height (mm) | Ref.C |
|----------|-------------|-------------|
| Ø3.7 | 0.5 | AROCSR3705 |
| Ø3.7 | 1.0 | *AROCSR3710 |
| Ø6.0 | 0.5 | *AROCSR6005 |

(*) Separate sales item

Umbrella Cover Screw



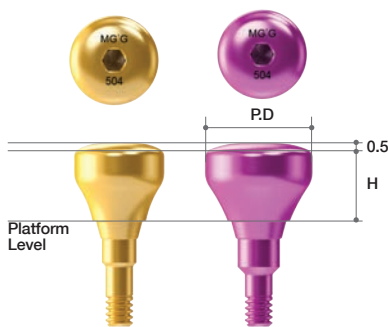
Prevents implant from falling into maxillary sinus
Suitable for simple GBR surgery



Use with Hand Driver

Healing Abutment

- For use with non-submerged-type surgery & 2-stage surgery
- Different diameter & height options
- Helps to form suitable emergence profile during gingival healing
- Recommended torque: by hand (5 - 8Ncm)
- Use with Hand Driver (1.2 Hex)



NC

| Profile Diameter | Height (mm) | Ref.C |
|------------------|-------------|-----------|
| Ø3.0 | 2 | AROHAN302 |
| | 3 | AROHAN303 |
| | 4 | AROHAN304 |
| | 5 | AROHAN305 |
| | 6 | AROHAN306 |
| | 7 | AROHAN307 |
| | 8 | AROHAN308 |
| | 9 | AROHAN309 |
| | Ø4.0 | 2 |
| 3 | | AROHAN403 |
| 4 | | AROHAN404 |
| 5 | | AROHAN405 |
| 6 | | AROHAN406 |
| 7 | | AROHAN407 |
| 8 | | AROHAN408 |
| 9 | | AROHAN409 |
| Ø5.0 | | 2 |
| | 3 | AROHAN503 |
| | 4 | AROHAN504 |
| | 5 | AROHAN505 |
| | 6 | AROHAN506 |
| | 7 | AROHAN507 |
| | 8 | AROHAN508 |
| | 9 | AROHAN509 |

RC

| Profile Diameter | Height (mm) | Ref.C |
|------------------|-------------|-----------|
| Ø4.0 | 2 | AROHAR402 |
| | 3 | AROHAR403 |
| | 4 | AROHAR404 |
| | 5 | AROHAR405 |
| | 6 | AROHAR406 |
| | 7 | AROHAR407 |
| | 8 | AROHAR408 |
| | 9 | AROHAR409 |
| | Ø5.0 | 2 |
| 3 | | AROHAR503 |
| 4 | | AROHAR504 |
| 5 | | AROHAR505 |
| 6 | | AROHAR506 |
| 7 | | AROHAR507 |
| 8 | | AROHAR508 |
| 9 | | AROHAR509 |
| Ø6.0 | | 2 |
| | 3 | AROHAR603 |
| | 4 | AROHAR604 |
| | 5 | AROHAR605 |
| | 6 | AROHAR606 |
| | 7 | AROHAR607 |
| | 8 | AROHAR608 |
| | 9 | AROHAR609 |
| | Ø7.0 | 2 |
| 3 | | AROHAR703 |
| 4 | | AROHAR704 |
| 5 | | AROHAR705 |
| 6 | | AROHAR706 |
| 7 | | AROHAR707 |
| 8 | | AROHAR708 |
| 9 | | AROHAR709 |

Healing Abutment

- For use with non-submerged-type surgery & 2-stage surgery
- Different diameter & height options
- Helps to form suitable emergence profile during gingival healing
- Recommended torque: by hand (5 - 8Ncm)
- Use with Hand Driver (1.2 Hex)
- ※Availability may vary by country

NC

| Profile Diameter | Height (mm) | Ref.C |
|------------------|-------------|----------|
| Ø3.0 | 2 | BDHAN302 |
| | 3 | BDHAN303 |
| | 4 | BDHAN304 |
| | 5 | BDHAN305 |
| | 6 | BDHAN306 |
| | 7 | BDHAN307 |
| | 8 | BDHAN308 |
| | 9 | BDHAN309 |
| | Ø4.0 | 2 |
| 3 | | BDHAN403 |
| 4 | | BDHAN404 |
| 5 | | BDHAN405 |
| 6 | | BDHAN406 |
| 7 | | BDHAN407 |
| 8 | | BDHAN408 |
| 9 | | BDHAN409 |
| Ø5.0 | | 2 |
| | 3 | BDHAN503 |
| | 4 | BDHAN504 |
| | 5 | BDHAN505 |
| | 6 | BDHAN506 |
| | 7 | BDHAN507 |
| | 8 | BDHAN508 |
| | 9 | BDHAN509 |

RC

| Profile Diameter | Height (mm) | Ref.C |
|------------------|-------------|----------|
| Ø4.0 | 2 | BDHAR402 |
| | 3 | BDHAR403 |
| | 4 | BDHAR404 |
| | 5 | BDHAR405 |
| | 6 | BDHAR406 |
| | 7 | BDHAR407 |
| | 8 | BDHAR408 |
| | 9 | BDHAR409 |
| | Ø5.0 | 2 |
| 3 | | BDHAR503 |
| 4 | | BDHAR504 |
| 5 | | BDHAR505 |
| 6 | | BDHAR506 |
| 7 | | BDHAR507 |
| 8 | | BDHAR508 |
| 9 | | BDHAR509 |
| Ø6.0 | | 2 |
| | 3 | BDHAR603 |
| | 4 | BDHAR604 |
| | 5 | BDHAR605 |
| | 6 | BDHAR606 |
| | 7 | BDHAR607 |
| | 8 | BDHAR608 |
| | 9 | BDHAR609 |
| | Ø7.0 | 2 |
| 3 | | BDHAR703 |
| 4 | | BDHAR704 |
| 5 | | BDHAR705 |
| 6 | | BDHAR706 |
| 7 | | BDHAR707 |
| 8 | | BDHAR708 |
| 9 | | BDHAR709 |

All in one package
(Anatomic type)

| Height (mm) | Connection | Ref.C |
|-------------|------------|------------|
| 4 | Octa | C-AHBD04OP |
| | Non-Octa | C-AHBD04NP |
| 5 | Octa | C-AHBD05OP |
| | Non-Octa | C-AHBD05NP |
| 7 | Octa | C-AHBD07OP |
| | Non-Octa | C-AHBD07NP |



Healing Abutment
(Anatomic type)

- Abutment screw (H=4 AROHAS1604/ H=5 AROHAS1605/ H=7 AROHAS1607) included

- For use with non-submerged type surgery & 2-stage surgery
- Different diameter & height options
- Helps to form suitable emergence profile during gingival healing
- Recommend torque: by hand (5 - 8Ncm)
- Use with Hand Driver(1.2 Hex)



NC

| Type | MD (mm) | LL (mm) | Position No. | Height (mm) | Connection | Ref.C |
|---------|---------|---------|--------------|-------------|------------|---------------|
| Incisor | 4.0 | 5.0 | I1 | 4 | Octa | AROHIN40504T |
| | | | | 5 | | AROHIN40505T |
| | | | | 7 | | AROHIN40507T |
| | | | | 4 | | AROHIN45454T |
| | | | | 5 | | AROHIN45455T |
| | | | | 7 | | AROHIN45457T |
| | 4.5 | 4.5 | I2 | 4 | Octa | AROHIN60504T |
| | | | | 5 | | AROHIN60505T |
| | | | | 7 | | AROHIN60507T |
| | | | | 4 | | AROHIN70604T |
| | | | | 5 | | AROHIN70605T |
| | | | | 7 | | AROHIN70607T |
| | 6.0 | 5.0 | I3 | 4 | Non-Octa | AROHIN40504NT |
| | | | | 5 | | AROHIN40505NT |
| | | | | 7 | | AROHIN40507NT |
| | | | | 4 | | AROHIN45454NT |
| | | | | 5 | | AROHIN45455NT |
| | | | | 7 | | AROHIN45457NT |
| | 7.0 | 6.0 | I4 | 4 | Non-Octa | AROHIN60504NT |
| | | | | 5 | | AROHIN60505NT |
| | | | | 7 | | AROHIN60507NT |
| | | | | 4 | | AROHIN70604NT |
| | | | | 5 | | AROHIN70605NT |
| | | | | 7 | | AROHIN70607NT |

RC

| Type | MD (mm) | LL (mm) | Position No. | Height (mm) | Connection | Ref.C |
|---------|---------|---------|--------------|-------------|------------|---------------|
| Incisor | 4.0 | 5.0 | I1 | 4 | Octa | AROHIR40504T |
| | | | | 5 | | AROHIR40505T |
| | | | | 7 | | AROHIR40507T |
| | | | | 4 | | AROHIR45454T |
| | | | | 5 | | AROHIR45455T |
| | | | | 7 | | AROHIR45457T |
| | 4.5 | 4.5 | I2 | 4 | Octa | AROHIR60504T |
| | | | | 5 | | AROHIR60505T |
| | | | | 7 | | AROHIR60507T |
| | | | | 4 | | AROHIR70604T |
| | | | | 5 | | AROHIR70605T |
| | | | | 7 | | AROHIR70607T |
| | 6.0 | 5.0 | I3 | 4 | Non-Octa | AROHIR40504NT |
| | | | | 5 | | AROHIR40505NT |
| | | | | 7 | | AROHIR40507NT |
| | | | | 4 | | AROHIR45454NT |
| | | | | 5 | | AROHIR45455NT |
| | | | | 7 | | AROHIR45457NT |
| | 7.0 | 6.0 | I4 | 4 | Non-Octa | AROHIR60504NT |
| | | | | 5 | | AROHIR60505NT |
| | | | | 7 | | AROHIR60507NT |
| | | | | 4 | | AROHIR70604NT |
| | | | | 5 | | AROHIR70605NT |
| | | | | 7 | | AROHIR70607NT |



NC

| Type | MD (mm) | LB (mm) | Position No. | Height (mm) | Connection | Ref.C |
|--------|---------|---------|--------------|-------------|------------|---------------|
| Canine | 5.0 | 6.5 | C1 | 4 | Octa | AROHCN50654T |
| | | | | 5 | | AROHCN50655T |
| | | | | 7 | | AROHCN50657T |
| | 5.0 | 6.5 | C1 | 4 | Non-Octa | AROHCN50654NT |
| | | | | 5 | | AROHCN50655NT |
| | | | | 7 | | AROHCN50657NT |

RC

| Type | MD (mm) | LB (mm) | Position No. | Height (mm) | Connection | Ref.C |
|--------|---------|---------|--------------|-------------|------------|---------------|
| Canine | 5.0 | 6.5 | C1 | 4 | Octa | AROHCR50654T |
| | | | | 5 | | AROHCR50655T |
| | | | | 7 | | AROHCR50657T |
| | 5.0 | 6.5 | C1 | 4 | Non-Octa | AROHCR50654NT |
| | | | | 5 | | AROHCR50655NT |
| | | | | 7 | | AROHCR50657NT |



| Type | MD (mm) | LB (mm) | Position No. | Height (mm) | Connection | Ref.C |
|-----------|---------|---------|--------------|-------------|------------|---------------|
| Pre-Molar | 4.5 | 6.0 | P1 | 4 | Octa | AROHMR45604T |
| | | | | 5 | | AROHMR45605T |
| | | | | 7 | | AROHMR45607T |
| | | | P2 | 4 | | AROHMR50704T |
| | | | | 5 | | AROHMR50705T |
| | | | | 7 | | AROHMR50707T |
| | 5.0 | 7.0 | P1 | 4 | Non-Octa | AROHMR45604NT |
| | | | | 5 | | AROHMR45605NT |
| | | | | 7 | | AROHMR45607NT |
| | | | P2 | 4 | | AROHMR50704NT |
| | | | | 5 | | AROHMR50705NT |
| | | | | 7 | | AROHMR50707NT |



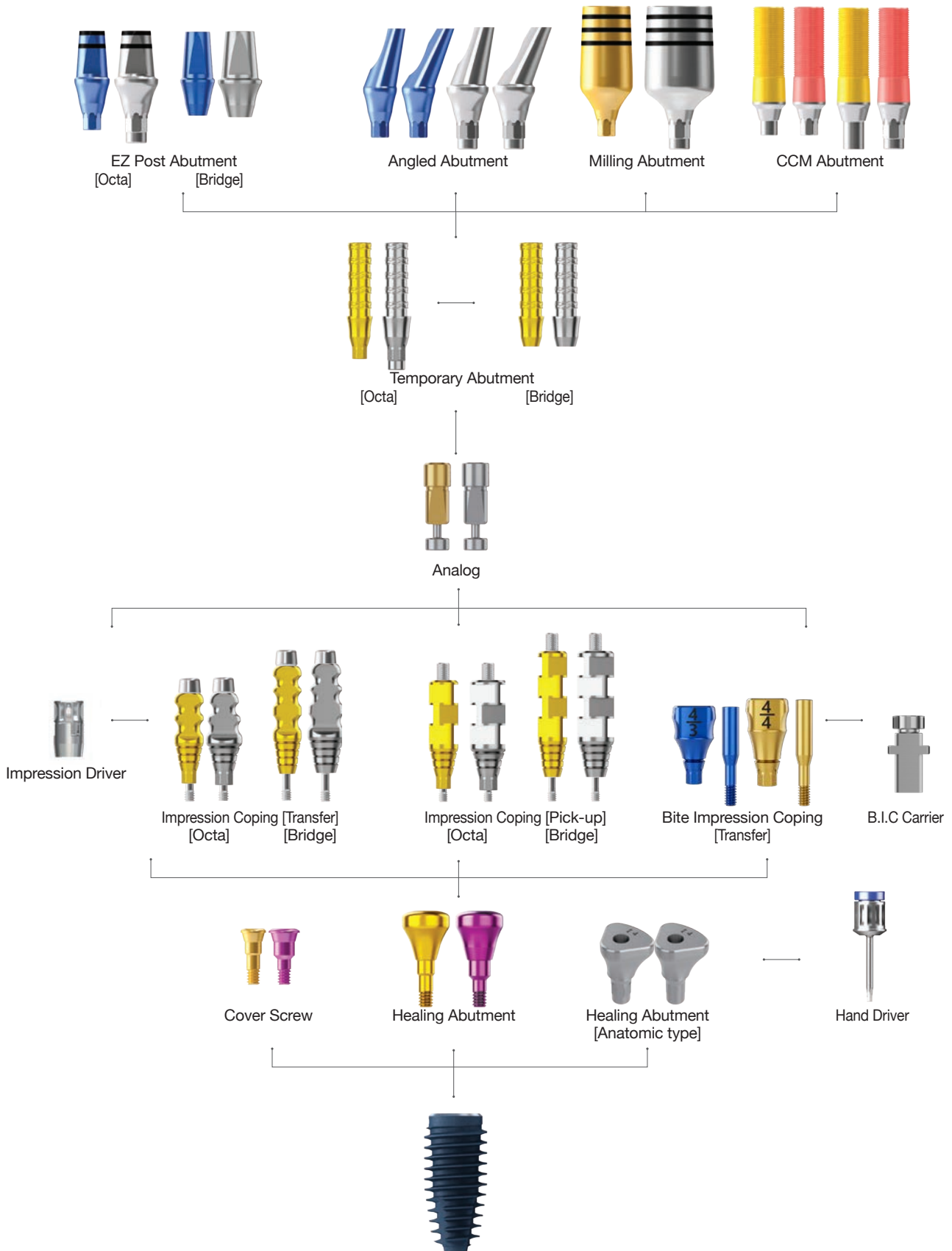
| Type | MD (mm) | LB (mm) | Position No. | Height (mm) | Connection | Ref.C | | | |
|---------|---------|---------|--------------|-------------|------------|---------------|----|---|---------------|
| Special | 4.5 | 6.0 | S1 | 4 | Octa | AROHSR45604T | | | |
| | | | | 5 | | AROHSR45605T | | | |
| | | | | 7 | | AROHSR45607T | | | |
| | | | | 5.0 | | 6.5 | S2 | 4 | AROHSR50654T |
| | | | | | | | | 5 | AROHSR50655T |
| | | | | | | | | 7 | AROHSR50657T |
| | 5.0 | 7.0 | S3 | 4 | | AROHSR50704T | | | |
| | | | | 5 | | AROHSR50705T | | | |
| | | | | 7 | | AROHSR50707T | | | |
| | 6.0 | 7.0 | S4 | 4 | | AROHSR60704T | | | |
| | | | | 5 | | AROHSR60705T | | | |
| | | | | 7 | | AROHSR60707T | | | |
| | 6.0 | 8.0 | S5 | 4 | | AROHSR60804T | | | |
| | | | | 5 | | AROHSR60805T | | | |
| | | | | 7 | | AROHSR60807T | | | |
| | 6.0 | 9.0 | S6 | 4 | | AROHSR60904T | | | |
| | | | | 5 | | AROHSR60905T | | | |
| | | | | 7 | | AROHSR60907T | | | |
| | 7.0 | 8.0 | S7 | 4 | | AROHSR70804T | | | |
| | | | | 5 | | AROHSR70805T | | | |
| | | | | 7 | | AROHSR70807T | | | |
| | 7.0 | 9.0 | S8 | 4 | | AROHSR70904T | | | |
| | | | | 5 | | AROHSR70905T | | | |
| | | | | 7 | | AROHSR70907T | | | |
| | 7.0 | 10.0 | S9 | 4 | | AROHSR70104T | | | |
| | | | | 5 | | AROHSR70105T | | | |
| | | | | 7 | | AROHSR70107T | | | |
| | 8.0 | 9.0 | S10 | 4 | | AROHSR80904T | | | |
| | | | | 5 | | AROHSR80905T | | | |
| | | | | 7 | | AROHSR80907T | | | |
| | 8.0 | 10.0 | S11 | 4 | | AROHSR80104T | | | |
| | | | | 5 | | AROHSR80105T | | | |
| | | | | 7 | | AROHSR80107T | | | |
| Special | 4.5 | 6.0 | S1 | 4 | Non-Octa | AROHSR45604NT | | | |
| | | | | 5 | | AROHSR45605NT | | | |
| | | | | 7 | | AROHSR45607NT | | | |
| | | | | 5.0 | | 6.5 | S2 | 4 | AROHSR50654NT |
| | | | | | | | | 5 | AROHSR50655NT |
| | | | | | | | | 7 | AROHSR50657NT |
| | 5.0 | 7.0 | S3 | 4 | | AROHSR50704NT | | | |
| | | | | 5 | | AROHSR50705NT | | | |
| | | | | 7 | | AROHSR50707NT | | | |
| | 6.0 | 7.0 | S4 | 4 | | AROHSR60704NT | | | |
| | | | | 5 | | AROHSR60705NT | | | |
| | | | | 7 | | AROHSR60707NT | | | |
| | 6.0 | 8.0 | S5 | 4 | | AROHSR60804NT | | | |
| | | | | 5 | | AROHSR60805NT | | | |
| | | | | 7 | | AROHSR60807NT | | | |
| | 6.0 | 9.0 | S6 | 4 | | AROHSR60904NT | | | |
| | | | | 5 | | AROHSR60905NT | | | |
| | | | | 7 | | AROHSR60907NT | | | |
| | 7.0 | 8.0 | S7 | 4 | | AROHSR70804NT | | | |
| | | | | 5 | | AROHSR70805NT | | | |
| | | | | 7 | | AROHSR70807NT | | | |
| | 7.0 | 9.0 | S8 | 4 | | AROHSR70904NT | | | |
| | | | | 5 | | AROHSR70905NT | | | |
| | | | | 7 | | AROHSR70907NT | | | |
| | 7.0 | 10.0 | S9 | 4 | | AROHSR70104NT | | | |
| | | | | 5 | | AROHSR70105NT | | | |
| | | | | 7 | | AROHSR70107NT | | | |
| | 8.0 | 9.0 | S10 | 4 | | AROHSR80904NT | | | |
| | | | | 5 | | AROHSR80905NT | | | |
| | | | | 7 | | AROHSR80907NT | | | |
| | 8.0 | 10.0 | S11 | 4 | | AROHSR80104NT | | | |
| | | | | 5 | | AROHSR80105NT | | | |
| | | | | 7 | | AROHSR80107NT | | | |



| Type | MD (mm) | LB (mm) | Position No. | Height (mm) | Connection | Ref.C | | | | | |
|-------|---------|---------|--------------|-------------|------------|--------------|--------------|---------------|--------------|---|---------------|
| Molar | 6.0 | 7.0 | M1 | 4 | Octa | AROHMR60704T | | | | | |
| | | | | 5 | | AROHMR60705T | | | | | |
| | | | | 7 | | AROHMR60707T | | | | | |
| | | | | 6.0 | | 8.0 | M2 | 4 | AROHMR60804T | | |
| | | | | | | | | 5 | AROHMR60805T | | |
| | | | | | | | | 7 | AROHMR60807T | | |
| | | 6.0 | 9.0 | M3 | | 4 | AROHMR60904T | | | | |
| | | | | | | 5 | AROHMR60905T | | | | |
| | | | | | | 7 | AROHMR60907T | | | | |
| | | 7.0 | 8.0 | M4 | | 4 | AROHMR70804T | | | | |
| | | | | | | 5 | AROHMR70805T | | | | |
| | | | | | | 7 | AROHMR70807T | | | | |
| | 7.0 | 9.0 | M5 | 4 | | AROHMR70904T | | | | | |
| | | | | 5 | | AROHMR70905T | | | | | |
| | | | | 7 | | AROHMR70907T | | | | | |
| | 7.0 | 10.0 | M6 | 4 | | AROHMR70104T | | | | | |
| | | | | 5 | | AROHMR70105T | | | | | |
| | | | | 7 | | AROHMR70107T | | | | | |
| | 8.0 | 9.0 | M7 | 4 | | AROHMR80904T | | | | | |
| | | | | 5 | | AROHMR80905T | | | | | |
| | | | | 7 | | AROHMR80907T | | | | | |
| | 8.0 | 10.0 | M8 | 4 | | AROHMR80104T | | | | | |
| | | | | 5 | | AROHMR80105T | | | | | |
| | | | | 7 | | AROHMR80107T | | | | | |
| | Molar | 6.0 | 7.0 | M1 | | 4 | Non-Octa | AROHMR60704NT | | | |
| | | | | | | 5 | | AROHMR60705NT | | | |
| | | | | | | 7 | | AROHMR60707NT | | | |
| | | | | | | 6.0 | | 8.0 | M2 | 4 | AROHMR60804NT |
| | | | | | | | | | | 5 | AROHMR60805NT |
| | | | | | | | | | | 7 | AROHMR60807NT |
| | | 6.0 | 9.0 | M3 | | 4 | | AROHMR60904NT | | | |
| | | | | | | 5 | | AROHMR60905NT | | | |
| | | | | | | 7 | | AROHMR60907NT | | | |
| | | 7.0 | 8.0 | M4 | | 4 | | AROHMR70804NT | | | |
| | | | | | | 5 | | AROHMR70805NT | | | |
| | | | | | | 7 | | AROHMR70807NT | | | |
| | | 7.0 | 9.0 | M5 | | 4 | | AROHMR70904NT | | | |
| | | | | | | 5 | | AROHMR70905NT | | | |
| | | | | | | 7 | | AROHMR70907NT | | | |
| | | 7.0 | 10.0 | M6 | | 4 | | AROHMR70104NT | | | |
| | | | | | | 5 | | AROHMR70105NT | | | |
| | | | | | | 7 | | AROHMR70107NT | | | |
| | | 8.0 | 9.0 | M7 | | 4 | | AROHMR80904NT | | | |
| | | | | | | 5 | | AROHMR80905NT | | | |
| | | | | | | 7 | | AROHMR80907NT | | | |
| | | 8.0 | 10.0 | M8 | | 4 | | AROHMR80104NT | | | |
| | | | | | | 5 | | AROHMR80105NT | | | |
| | | | | | | 7 | | AROHMR80107NT | | | |

Abutment & Prosthetic Options

I. Fixture Level Prosthesis



➔ Impression Copings & Temporary Abutment Platform Type

Impression Coping

(2-piece, transfer type for Closed-tray technique)

- Guide pin (AROGPT12/ 16) included

- For use with Closed-tray technique
- Design ensures easy & accurate transfer of fixture position
- Flat surface of impression coping aligns with flat Octa surface within fixture
- Use Transfer Driver & Hand Driver (1.2Hex) to ensure impression coping is properly tightened

| Profile Diameter | Height (mm) | Ref.C |
|------------------|-------------|--------------|
| Ø4.0 | 12 | AROICTN4012T |
| | 16 | AROICTN4016T |
| Ø5.0 | 12 | AROICTR5012T |
| | 16 | AROICTR5016T |

Impression Coping

(2-piece, pick-up type for Open-tray technique)

- Guide pin (AROGPP10/ 15/ 20) included

- For use with Open-tray technique
- Most beneficial for multiple fixtures that will be splinted together
- Tray angle body design ensures stability within impression & accurate transfer of fixture position
- Extra-long guide pin can be purchased separately (AROGPP25)

| Profile Diameter | Height (mm) | Ref.C |
|------------------|-------------|--------------|
| Ø4.0 | 12 | AROICPN4012T |
| | 16 | AROICPN4016T |
| Ø5.0 | 7 | AROICPR5007T |
| | 12 | AROICPR5012T |

Temporary Abutment

(Titanium)

- Abutment screw (AROAS16B/ AROAS16) included

- For use when making provisional restoration
- Octa & Non-Octa options
- Grooved surface on abutment post allows better retention of resin or wax
- Recommended torque: 25Ncm

| Profile Diameter | C.H (mm) | Type | Ref.C |
|------------------|----------|----------|--------------|
| Ø3.0 | 2 | Octa | AROTANO3210T |
| | | Non-Octa | AROTANN3210T |
| | 3 | Octa | AROTANO3310T |
| | | Non-Octa | AROTANN3310T |
| Ø4.0 | 2 | Octa | AROTANO4210T |
| | | Non-Octa | AROTANN4210T |
| | 3 | Octa | AROTANO4310T |
| | | Non-Octa | AROTANN4310T |
| Ø4.5 | 2 | Octa | AROTARO4210T |
| | | Non-Octa | AROTARN4210T |
| | 3 | Octa | AROTARO4310T |
| | | Non-Octa | AROTARN4310T |
| Ø5.0 | 2 | Octa | AROTARO5210T |
| | | Non-Octa | AROTARN5210T |
| | 3 | Octa | AROTARO5310T |
| | | Non-Octa | AROTARN5310T |

➔ Impression Coping & Analog_Internal Type (Continued)

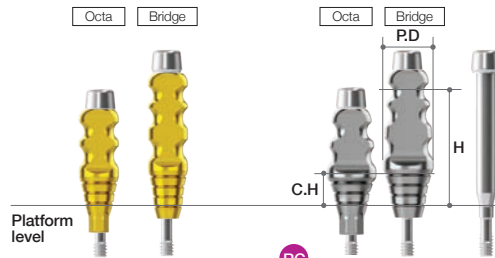
Impression Coping

(2-piece, Transfer Type)
(for Closed-tray Technique)

- Guide pin (AROGPT12/ 16) included

- For use with Closed-tray technique
- Flat surface of impression coping aligns with flat Octa surface within fixture
- Use Transfer Driver & Hand Driver (1.2Hex) to ensure impression coping is properly tightened
- Octa & Bridge options
- Gingival height can be inferred through groove (1mm gap)
- Guide Pin will not be fastened if it's incorrectly fastened

※Availability may vary by country



NC

| Profile Diameter | Cuff Height (mm) | Height (mm) | Type | Ref.C |
|------------------|------------------|-------------|--------|--------------|
| Ø4.0 | 3 | 12 | Octa | BDICTN4012T |
| | 4 | 16 | | BDICTN4016T |
| Ø5.0 | 3 | 12 | | BDICTN5012T |
| | 4 | 16 | | BDICTN5016T |
| Ø4.0 | 3 | 12 | Bridge | BDICTNB4012T |
| | 4 | 16 | | BDICTNB4016T |
| Ø5.0 | 3 | 12 | | BDICTNB5012T |
| | 4 | 16 | | BDICTNB5016T |

RC

| Profile Diameter | Cuff Height (mm) | Height (mm) | Type | Ref.C |
|------------------|------------------|-------------|-------------|--------------|
| Ø4.0 | 3 | 12 | Octa | BDICTR4012T |
| | 4 | 16 | | BDICTR4016T |
| Ø5.0 | 3 | 12 | | BDICTR5012T |
| | 4 | 16 | | BDICTR5016T |
| Ø6.0 | 3 | 12 | BDICTR6012T | |
| | 4 | 16 | BDICTR6016T | |
| Ø7.0 | 3 | 12 | BDICTR7012T | |
| | 4 | 16 | BDICTR7016T | |
| Ø4.0 | 3 | 12 | Bridge | BDICTRB4012T |
| | 4 | 16 | | BDICTRB4016T |
| Ø5.0 | 3 | 12 | | BDICTRB5012T |
| | 4 | 16 | | BDICTRB5016T |
| Ø6.0 | 3 | 12 | | BDICTRB6012T |
| | 4 | 16 | | BDICTRB6016T |
| Ø7.0 | 3 | 12 | | BDICTRB7012T |
| | 4 | 16 | | BDICTRB7016T |

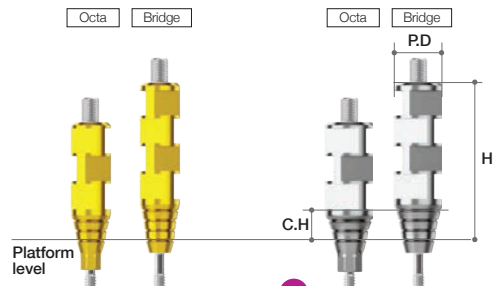
Impression Coping

(2-piece, Pick-up Type)
(for Open-tray Technique)

- Guide pin (AROGPP10/ 15/ 20) included

- For use with Open-tray technique
- Most beneficial for multiple fixtures that will be splinted together
- Tray angle body design ensures stability within impression & accurate transfer of fixture position
- Extra-long guide pin can be purchased separately (AROGPP25)
- Octa & Bridge options
- Gingival height can be inferred through groove (1mm gap)
- Guide Pin will not be fastened if it's incorrectly fastened

※Availability may vary by country



NC

| Profile Diameter | Cuff Height (mm) | Height (mm) | Type | Ref.C |
|------------------|------------------|-------------|--------|--------------|
| Ø4.0 | 3 | 7 | Octa | BDICPN4007T |
| | 3 | 12 | | BDICPN4012T |
| | 4 | 16 | | BDICPN4016T |
| Ø5.0 | 3 | 7 | | BDICPN5007T |
| | 3 | 12 | | BDICPN5012T |
| | 4 | 16 | | BDICPN5016T |
| Ø4.0 | 3 | 7 | Bridge | BDICPNB4007T |
| | 3 | 12 | | BDICPNB4012T |
| | 4 | 16 | | BDICPNB4016T |
| Ø5.0 | 3 | 7 | | BDICPNB5007T |
| | 3 | 12 | | BDICPNB5012T |
| | 4 | 16 | | BDICPNB5016T |

RC

| Profile Diameter | Cuff Height (mm) | Height (mm) | Type | Ref.C |
|------------------|------------------|-------------|--------------|--------------|
| Ø4.0 | 3 | 7 | Octa | BDICPR4007T |
| | 3 | 12 | | BDICPR4012T |
| | 4 | 16 | | BDICPR4016T |
| Ø5.0 | 3 | 7 | | BDICPR5007T |
| | 3 | 12 | | BDICPR5012T |
| | 4 | 16 | | BDICPR5016T |
| Ø6.0 | 3 | 7 | BDICPR6007T | |
| | 3 | 12 | BDICPR6012T | |
| | 4 | 16 | BDICPR6016T | |
| Ø7.0 | 3 | 7 | BDICPR7007T | |
| | 3 | 12 | BDICPR7012T | |
| | 4 | 16 | BDICPR7016T | |
| Ø4.0 | 3 | 7 | Bridge | BDICPRB4007T |
| | 3 | 12 | | BDICPRB4012T |
| | 4 | 16 | | BDICPRB4016T |
| Ø5.0 | 3 | 7 | | BDICPRB5007T |
| | 3 | 12 | | BDICPRB5012T |
| | 4 | 16 | | BDICPRB5016T |
| Ø6.0 | 3 | 7 | | BDICPRB6007T |
| | 3 | 12 | | BDICPRB6012T |
| | 4 | 16 | BDICPRB6016T | |
| Ø7.0 | 3 | 7 | BDICPRB7007T | |
| | 3 | 12 | BDICPRB7012T | |
| | 4 | 16 | BDICPRB7016T | |

➔ Impression Coping & Analog

Bite Impression Coping

- Guide pin (BIGP1624/1634/1644/1654/1646/1656/1666) included

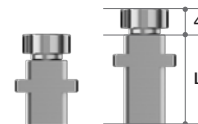
- Bite Tray can be used to solve the opposing teeth and impressions at once
 - By giving a groove for final tightening, it's possible to check the connection by X-ray
 - Screw will not be tightened if the coping and the fixture are not properly connected
 - Exclusive B.I.C Carrier is used to tight the Impression Coping conveniently
 - Different color according to Cuff Size
- ※Availability may vary by country

| NC | | | | RC | | | |
|------------------|------------------|------------------|------------|------------------|------------------|------------------|------------|
| Profile Diameter | Cuff Height (mm) | Post Height (mm) | Ref.C | Profile Diameter | Cuff Height (mm) | Post Height (mm) | Ref.C |
| Ø5.5 | 2 | 4 | BDBIN5524T | Ø5.5 | 2 | 4 | BDBIR5524T |
| | 3 | | BDBIN5534T | | 3 | | BDBIR5534T |
| | 4 | | BDBIN5544T | | 4 | | BDBIR5544T |
| | 4 | 6 | BDBIN5546T | | 5 | BDBIR5554T | |
| | 6 | | BDBIN5566T | | 4 | BDBIR5546T | |
| | | | | | 5 | BDBIR5556T | |
| | | | 6 | BDBIR5566T | | | |

B.I.C Carrier

- Bite Impression Coping can be transferred and fastened at once
- ※Availability may vary by country

| Length (mm) | Ref.C |
|-------------|--------|
| 10 | BICC10 |
| 14 | BICC14 |



Analog

- Analog Screw(ALS18) included.

- For Chairside/ Labside
- Supporting Dental CAD
 - 3Shape
 - exocad
- 2 piece type



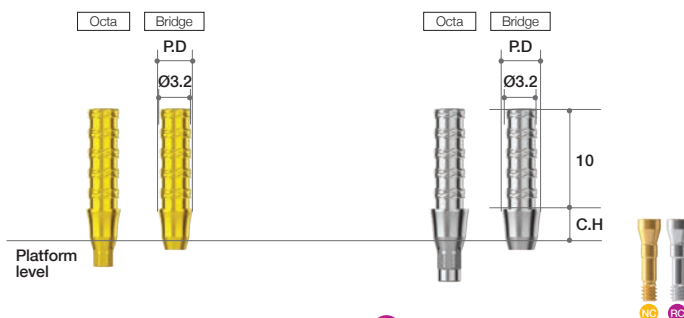
| NC | | RC | |
|------------------|---------|------------------|---------|
| Profile Diameter | Ref.C | Profile Diameter | Ref.C |
| Ø4.0 | BDIALNT | Ø4.0 | BDIALRT |

Temporary Abutment

Temporary Abutment

- Abutment screw (AROAS16B/ AROAS16) included

- For use when making provisional restoration
- Octa & Bridge options
- Grooved surface on abutment post allows better retention of resin or wax
- Recommended torque: 25Ncm
- ※Availability may vary by country



NC

| Profile Diameter | Cuff Height (mm) | Type | Ref.C |
|------------------|------------------|--------|---------------|
| Ø3.5 | 2 | Octa | AROTANO35210T |
| | 3 | | AROTANO35310T |
| | 4 | | AROTANO35410T |
| | 5 | | AROTANO35510T |
| Ø4.0 | 2 | Octa | AROTANO40210T |
| | 3 | | AROTANO40310T |
| | 4 | | AROTANO40410T |
| | 5 | | AROTANO40510T |
| Ø4.5 | 2 | Octa | AROTANO45210T |
| | 3 | | AROTANO45310T |
| | 4 | | AROTANO45410T |
| | 5 | | AROTANO45510T |
| Ø3.5 | 2 | Bridge | BDTANB35210T |
| | 3 | | BDTANB35310T |
| | 4 | | BDTANB35410T |
| | 5 | | BDTANB35510T |
| Ø4.0 | 2 | Bridge | BDTANB40210T |
| | 3 | | BDTANB40310T |
| | 4 | | BDTANB40410T |
| | 5 | | BDTANB40510T |
| Ø4.5 | 2 | Bridge | BDTANB45210T |
| | 3 | | BDTANB45310T |
| | 4 | | BDTANB45410T |
| | 5 | | BDTANB45510T |

RC

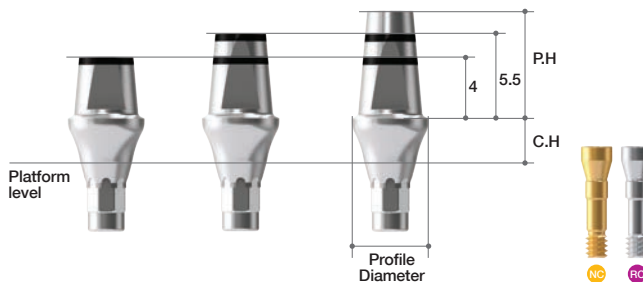
| Profile Diameter | Cuff Height (mm) | Type | Ref.C |
|------------------|------------------|--------|---------------|
| Ø4.0 | 2 | Octa | AROTARO40210T |
| | 3 | | AROTARO40310T |
| | 4 | | AROTARO40410T |
| | 5 | | AROTARO40510T |
| Ø4.5 | 2 | Octa | AROTARO45210T |
| | 3 | | AROTARO45310T |
| | 4 | | AROTARO45410T |
| | 5 | | AROTARO45510T |
| Ø4.0 | 2 | Bridge | BDTARB40210T |
| | 3 | | BDTARB40310T |
| | 4 | | BDTARB40410T |
| | 5 | | BDTARB40510T |
| Ø4.5 | 2 | Bridge | BDTARB45210T |
| | 3 | | BDTARB45310T |
| | 4 | | BDTARB45410T |
| | 5 | | BDTARB45510T |

➔ Abutment Options (Continued)

EZ Post Abutment

- Abutment screw (AROAS16B/ AROAS16) included

- For use with cement-retained restoration
- Post Heights: 4.0/ 5.5/ 7mm
- Profile Diameters: Ø4/ Ø5/ Ø6/ Ø7
- Cuff Heights: 1/ 2/ 3/ 4/ 5mm
- Biological S-line provides seamless natural-looking & more functional emergence profile
- Laser markings at 4 & 5.5mm from platform level
- Color-coded for different profile diameters
- Recommended torque: 35Ncm
- Abutment Screw Head Long Type (AROAS16BL/ AROAS16L) can be purchased separately (Availability may vary by country)



| Profile Diameter | Cuff Height(mm) | Post Height(mm) | Ref.C | NC | | | |
|------------------|-----------------|-----------------|-------------|------------------|-----------------|-----------------|-------------|
| | | | | Profile Diameter | Cuff Height(mm) | Post Height(mm) | Ref.C |
| Ø4.0 | 1 | 4.0 | AROEPN4014T | Ø5.0 | 1 | 4.0 | AROEPN5014T |
| | | | AROEPN4024T | | | | AROEPN5024T |
| | | | AROEPN4034T | | | | AROEPN5034T |
| | | | AROEPN4044T | | | | AROEPN5044T |
| | | | AROEPN4054T | | | | AROEPN5054T |
| | 2 | 5.5 | AROEPN4015T | AROEPN5015T | | | |
| | | | AROEPN4025T | AROEPN5025T | | | |
| | | | AROEPN4035T | AROEPN5035T | | | |
| | | | AROEPN4045T | AROEPN5045T | | | |
| | | | AROEPN4055T | AROEPN5055T | | | |
| | 3 | 7.0 | AROEPN4017T | AROEPN5017T | | | |
| | | | AROEPN4027T | AROEPN5027T | | | |
| | | | AROEPN4037T | AROEPN5037T | | | |
| | | | AROEPN4047T | AROEPN5047T | | | |
| | | | AROEPN4057T | AROEPN5057T | | | |

| Profile Diameter | Cuff Height(mm) | Post Height(mm) | Ref.C | RC | | | |
|------------------|-----------------|-----------------|-------------|------------------|-----------------|-----------------|-------------|
| | | | | Profile Diameter | Cuff Height(mm) | Post Height(mm) | Ref.C |
| Ø5.0 | 1 | 4.0 | AROEPR5014T | Ø6.0 | 1 | 4.0 | AROEPR6014T |
| | | | AROEPR5024T | | | | AROEPR6024T |
| | | | AROEPR5034T | | | | AROEPR6034T |
| | | | AROEPR5044T | | | | AROEPR6044T |
| | | | AROEPR5054T | | | | AROEPR6054T |
| | 2 | 5.5 | AROEPR5015T | AROEPR6015T | | | |
| | | | AROEPR5025T | AROEPR6025T | | | |
| | | | AROEPR5035T | AROEPR6035T | | | |
| | | | AROEPR5045T | AROEPR6045T | | | |
| | | | AROEPR5055T | AROEPR6055T | | | |
| | 3 | 7.0 | AROEPR5017T | AROEPR6017T | | | |
| | | | AROEPR5027T | AROEPR6027T | | | |
| | | | AROEPR5037T | AROEPR6037T | | | |
| | | | AROEPR5047T | AROEPR6047T | | | |
| | | | AROEPR5057T | AROEPR6057T | | | |

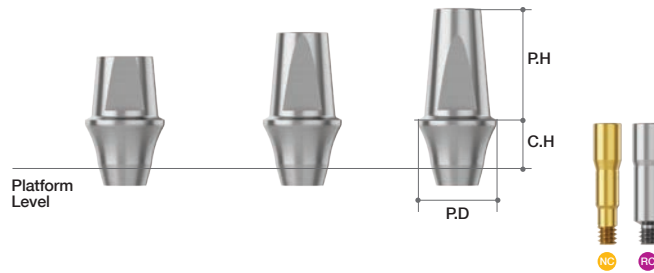
➔ Abutment Options (Continued)

EZ Post Abutment

(Bridge)

- Abutment screw(BDEPBAS16B/ BDEPBAS16) included

- For use with cement-retained restoration
- Post Heights: 4.0/ 5.5/ 7mm
- Profile Diameters: Ø4/ Ø5/ Ø6/ Ø7
- Cuff Heights: 1/ 2/ 3/ 4/ 5mm
- Biological S-line provides seamless natural-looking & more functional emergence profile
- Color-coded for different profile diameters
- Recommended torque: 35Ncm
- ※ Availability may vary by country



| Profile Diameter | Cuff Height(mm) | Post Height(mm) | Ref.C |
|------------------|-----------------|-----------------|-------------|
| Ø4.0 | 1 | 4.0 | BDEPNB4014T |
| | | | BDEPNB4024T |
| | | | BDEPNB4034T |
| | | | BDEPNB4044T |
| | | | BDEPNB4054T |
| | 2 | 5.5 | BDEPNB4015T |
| | | | BDEPNB4025T |
| | | | BDEPNB4035T |
| | | | BDEPNB4045T |
| | | | BDEPNB4055T |
| | 3 | 7.0 | BDEPNB4017T |
| | | | BDEPNB4027T |
| | | | BDEPNB4037T |
| | | | BDEPNB4047T |
| | | | BDEPNB4057T |
| Ø5.0 | 1 | 4.0 | BDEPNB5014T |
| | | | BDEPNB5024T |
| | | | BDEPNB5034T |
| | | | BDEPNB5044T |
| | | | BDEPNB5054T |
| | 2 | 5.5 | BDEPNB5015T |
| | | | BDEPNB5025T |
| | | | BDEPNB5035T |
| | | | BDEPNB5045T |
| | | | BDEPNB5055T |
| | 3 | 7.0 | BDEPNB5017T |
| | | | BDEPNB5027T |
| | | | BDEPNB5037T |
| | | | BDEPNB5047T |
| | | | BDEPNB5057T |

| Profile Diameter | Cuff Height(mm) | Post Height(mm) | Ref.C |
|------------------|-----------------|-----------------|-------------|
| Ø5.0 | 1 | 4.0 | BDEPRB5014T |
| | | | BDEPRB5024T |
| | | | BDEPRB5034T |
| | | | BDEPRB5044T |
| | | | BDEPRB5054T |
| | 2 | 5.5 | BDEPRB5015T |
| | | | BDEPRB5025T |
| | | | BDEPRB5035T |
| | | | BDEPRB5045T |
| | | | BDEPRB5055T |
| | 3 | 7.0 | BDEPRB5017T |
| | | | BDEPRB5027T |
| | | | BDEPRB5037T |
| | | | BDEPRB5047T |
| | | | BDEPRB5057T |


| Profile Diameter | Cuff Height(mm) | Post Height(mm) | Ref.C |
|------------------|-----------------|-----------------|-------------|
| Ø6.0 | 1 | 4.0 | BDEPRB6014T |
| | | | BDEPRB6024T |
| | | | BDEPRB6034T |
| | | | BDEPRB6044T |
| | | | BDEPRB6054T |
| | 2 | 5.5 | BDEPRB6015T |
| | | | BDEPRB6025T |
| | | | BDEPRB6035T |
| | | | BDEPRB6045T |
| | | | BDEPRB6055T |
| | 3 | 7.0 | BDEPRB6017T |
| | | | BDEPRB6027T |
| | | | BDEPRB6037T |
| | | | BDEPRB6047T |
| | | | BDEPRB6057T |

| Profile Diameter | Cuff Height(mm) | Post Height(mm) | Ref.C |
|------------------|-----------------|-----------------|-------------|
| Ø7.0 | 1 | 4.0 | BDEPRB7014T |
| | | | BDEPRB7024T |
| | | | BDEPRB7034T |
| | | | BDEPRB7044T |
| | | | BDEPRB7054T |
| | 2 | 5.5 | BDEPRB7015T |
| | | | BDEPRB7025T |
| | | | BDEPRB7035T |
| | | | BDEPRB7045T |
| | | | BDEPRB7055T |
| | 3 | 7.0 | BDEPRB7017T |
| | | | BDEPRB7027T |
| | | | BDEPRB7037T |
| | | | BDEPRB7047T |
| | | | BDEPRB7057T |

Angled Abutment

- Abutment screw (AROAS16B/ AROAS16) included

- Angulations: 15°, 25°
- Profile diameters: Ø4.0, 5.0, 6.0, 7.0
- Cuff heights: 1, 2, 3, 4, 5mm
- 16 directions covered: 8 to surface (Octa), 8 to Octa edge
- Color-coded by diameter for better identification
- Minimized screw head length & height to prevent milling problems
- Recommended torque: 35Ncm



| Profile Diameter | Cuff Height(mm) | Type | Angle | Ref.C |
|------------------|-----------------|------|-------|--------------|
| Ø4.0 | 1 | Octa | 15° | AR0AAON4115T |
| | 2 | | | AR0AAON4215T |
| | 3 | | | AR0AAON4315T |
| | 4 | | | AR0AAON4415T |
| | 5 | | | AR0AAON4515T |
| | 1 | Edge | | AR0AAEN4115T |
| | 2 | | | AR0AAEN4215T |
| | 3 | | | AR0AAEN4315T |
| | 4 | | | AR0AAEN4415T |
| | 5 | | | AR0AAEN4515T |

| Profile Diameter | Cuff Height(mm) | Type | Angle | Ref.C |
|------------------|-----------------|------|-------|--------------|
| Ø4.0 | 1 | Octa | 25° | AR0AAON4125T |
| | 2 | | | AR0AAON4225T |
| | 3 | | | AR0AAON4325T |
| | 4 | | | AR0AAON4425T |
| | 5 | | | AR0AAON4525T |
| | 1 | Edge | | AR0AAEN4125T |
| | 2 | | | AR0AAEN4225T |
| | 3 | | | AR0AAEN4325T |
| | 4 | | | AR0AAEN4425T |
| | 5 | | | AR0AAEN4525T |

| Profile Diameter | Cuff Height(mm) | Type | Angle | Ref.C |
|------------------|-----------------|------|-------|-------------|
| Ø5.0 | 1 | Octa | 15° | AR0AON5115T |
| | 2 | | | AR0AON5215T |
| | 3 | | | AR0AON5315T |
| | 4 | | | AR0AON5415T |
| | 5 | | | AR0AON5515T |
| | 1 | Edge | | AR0AEN5115T |
| | 2 | | | AR0AEN5215T |
| | 3 | | | AR0AEN5315T |
| | 4 | | | AR0AEN5415T |
| | 5 | | | AR0AEN5515T |

| Profile Diameter | Cuff Height(mm) | Type | Angle | Ref.C |
|------------------|-----------------|------|-------|-------------|
| Ø5.0 | 1 | Octa | 25° | AR0AON5125T |
| | 2 | | | AR0AON5225T |
| | 3 | | | AR0AON5325T |
| | 4 | | | AR0AON5425T |
| | 5 | | | AR0AON5525T |
| | 1 | Edge | | AR0AEN5125T |
| | 2 | | | AR0AEN5225T |
| | 3 | | | AR0AEN5325T |
| | 4 | | | AR0AEN5425T |
| | 5 | | | AR0AEN5525T |

➔ Abutment Options

Angled Abutment

| RC | | | | |
|------------------|-----------------|------|-------|--------------|
| Profile Diameter | Cuff Height(mm) | Type | Angle | Ref.C |
| Ø5.0 | 1 | Octa | 15° | AR0AAOR5115T |
| | 2 | | | AR0AAOR5215T |
| | 3 | | | AR0AAOR5315T |
| | 4 | | | AR0AAOR5415T |
| | 5 | | | AR0AAOR5515T |
| | 1 | Edge | | AR0AAER5115T |
| | 2 | | | AR0AAER5215T |
| | 3 | | | AR0AAER5315T |
| | 4 | | | AR0AAER5415T |
| | 5 | | | AR0AAER5515T |

| RC | | | | |
|------------------|-----------------|------|-------|--------------|
| Profile Diameter | Cuff Height(mm) | Type | Angle | Ref.C |
| Ø5.0 | 1 | Octa | 25° | AR0AAOR5125T |
| | 2 | | | AR0AAOR5225T |
| | 3 | | | AR0AAOR5325T |
| | 4 | | | AR0AAOR5425T |
| | 5 | | | AR0AAOR5525T |
| | 1 | Edge | | AR0AAER5125T |
| | 2 | | | AR0AAER5225T |
| | 3 | | | AR0AAER5325T |
| | 4 | | | AR0AAER5425T |
| | 5 | | | AR0AAER5525T |

| RC | | | | |
|------------------|-----------------|------|-------|--------------|
| Profile Diameter | Cuff Height(mm) | Type | Angle | Ref.C |
| Ø6.0 | 1 | Octa | 15° | AR0AAOR6115T |
| | 2 | | | AR0AAOR6215T |
| | 3 | | | AR0AAOR6315T |
| | 4 | | | AR0AAOR6415T |
| | 5 | | | AR0AAOR6515T |
| | 1 | Edge | | AR0AAER6115T |
| | 2 | | | AR0AAER6215T |
| | 3 | | | AR0AAER6315T |
| | 4 | | | AR0AAER6415T |
| | 5 | | | AR0AAER6515T |

| RC | | | | |
|------------------|-----------------|------|-------|--------------|
| Profile Diameter | Cuff Height(mm) | Type | Angle | Ref.C |
| Ø6.0 | 1 | Octa | 25° | AR0AAOR6125T |
| | 2 | | | AR0AAOR6225T |
| | 3 | | | AR0AAOR6325T |
| | 4 | | | AR0AAOR6425T |
| | 5 | | | AR0AAOR6525T |
| | 1 | Edge | | AR0AAER6125T |
| | 2 | | | AR0AAER6225T |
| | 3 | | | AR0AAER6325T |
| | 4 | | | AR0AAER6425T |
| | 5 | | | AR0AAER6525T |

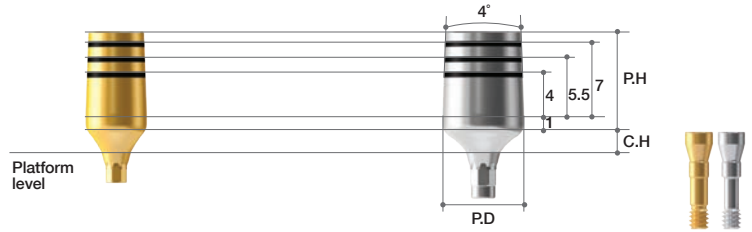
| RC | | | | |
|------------------|-----------------|------|-------|--------------|
| Profile Diameter | Cuff Height(mm) | Type | Angle | Ref.C |
| Ø7.0 | 1 | Octa | 15° | AR0AAOR7115T |
| | 2 | | | AR0AAOR7215T |
| | 3 | | | AR0AAOR7315T |
| | 4 | | | AR0AAOR7415T |
| | 5 | | | AR0AAOR7515T |
| | 1 | Edge | | AR0AAER7115T |
| | 2 | | | AR0AAER7215T |
| | 3 | | | AR0AAER7315T |
| | 4 | | | AR0AAER7415T |
| | 5 | | | AR0AAER7515T |

| RC | | | | |
|------------------|-----------------|------|-------|--------------|
| Profile Diameter | Cuff Height(mm) | Type | Angle | Ref.C |
| Ø7.0 | 1 | Octa | 25° | AR0AAOR7125T |
| | 2 | | | AR0AAOR7225T |
| | 3 | | | AR0AAOR7325T |
| | 4 | | | AR0AAOR7425T |
| | 5 | | | AR0AAOR7525T |
| | 1 | Edge | | AR0AAER7125T |
| | 2 | | | AR0AAER7225T |
| | 3 | | | AR0AAER7325T |
| | 4 | | | AR0AAER7425T |
| | 5 | | | AR0AAER7525T |

Milling Abutment

- Abutment screw (AROAS16B/ AROAS16) included

- Long post enables easier customization for milling
- Recommended torque: 35Ncm



NC

| Profile Diameter | Cuff Height (mm) | Post Height (mm) | Ref.C |
|------------------|------------------|------------------|-------------|
| Ø6.0 | 1 | 9 | AROMAN6019T |
| | 2 | | AROMAN6029T |
| | 3 | | AROMAN6039T |
| | 4 | | AROMAN6049T |
| | 5 | | AROMAN6059T |

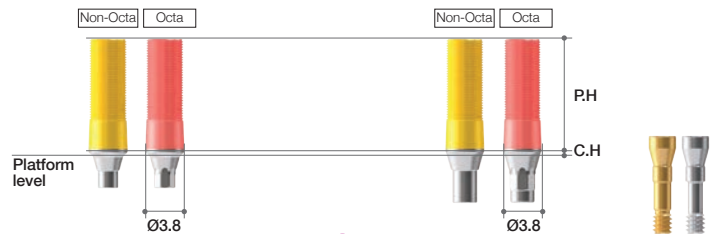
RC

| Profile Diameter | Cuff Height (mm) | Post Height (mm) | Ref.C |
|------------------|------------------|------------------|-------------|
| Ø8.0 | 1 | 9 | AROMAR8019T |
| | 2 | | AROMAR8029T |
| | 3 | | AROMAR8039T |
| | 4 | | AROMAR8049T |
| | 5 | | AROMAR8059T |

CCM Abutment

- Abutment screw (AROAS16B/ AROAS16) included

- For use with difficult customized abutment
- Can be cast with non-precious alloys(Ni-Cr, Cr-Co alloys)
- Non-precious melting temperature: depends on manufacturer
- Threaded sleeves for convenient resin / wax-up
- CCM melting temperature: 1300~1400°C
- Recommended torque: 35Ncm



NC

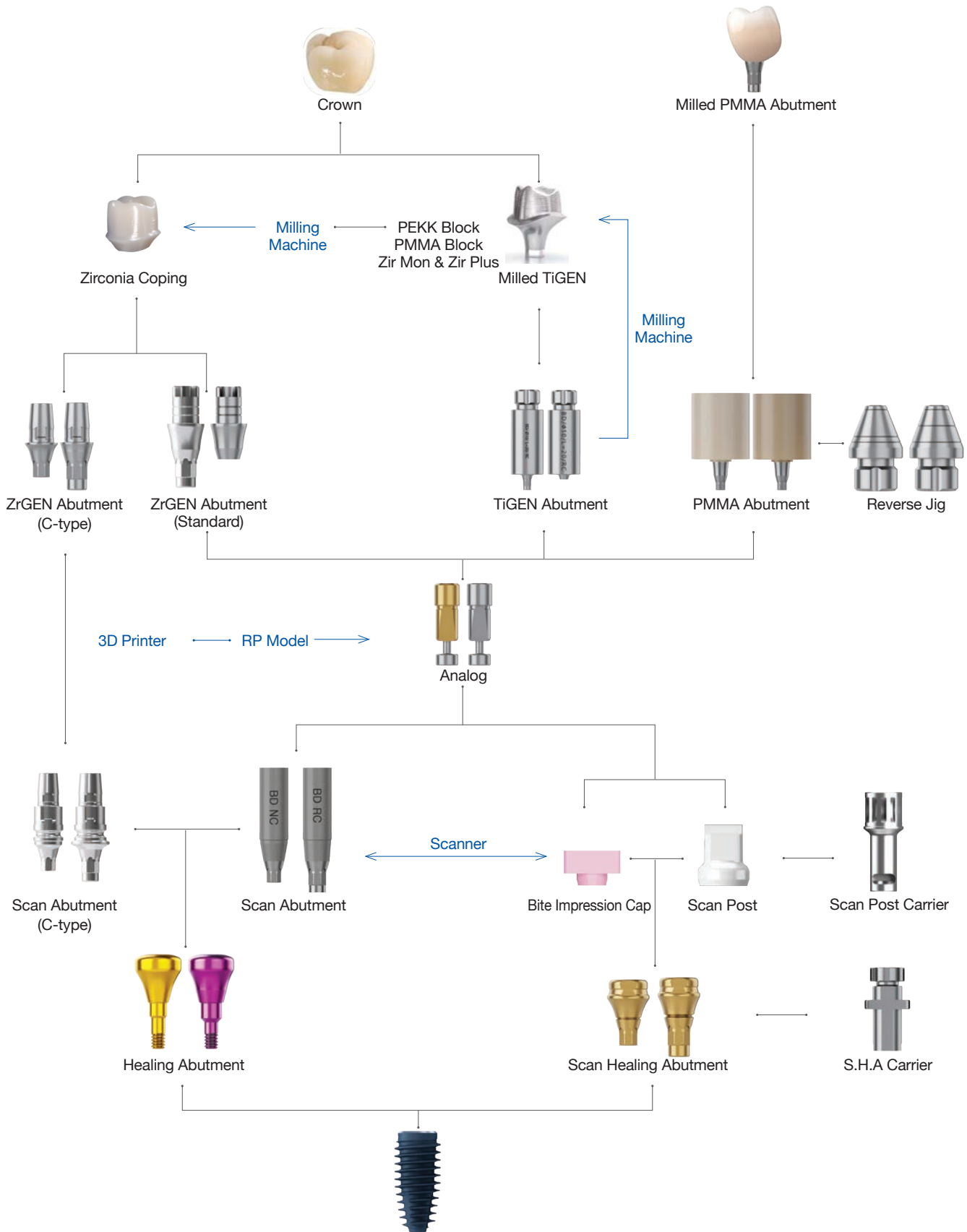
| Profile Diameter | Cuff Height (mm) | Post Height (mm) | Type | Ref.C |
|------------------|------------------|------------------|----------|---------------|
| Ø3.8 | 1 | 11 | Octa | AROCCMNO4111T |
| | | | Non-Octa | AROCCMNN4111T |

RC

| Profile Diameter | Cuff Height (mm) | Post Height (mm) | Type | Ref.C |
|------------------|------------------|------------------|----------|---------------|
| Ø3.8 | 1 | 11 | Octa | AROCCMRO4111T |
| | | | Non-Octa | AROCCMRN4111T |

I. Fixture Level Prosthesis

1. Fixture Level Prosthesis_Digital

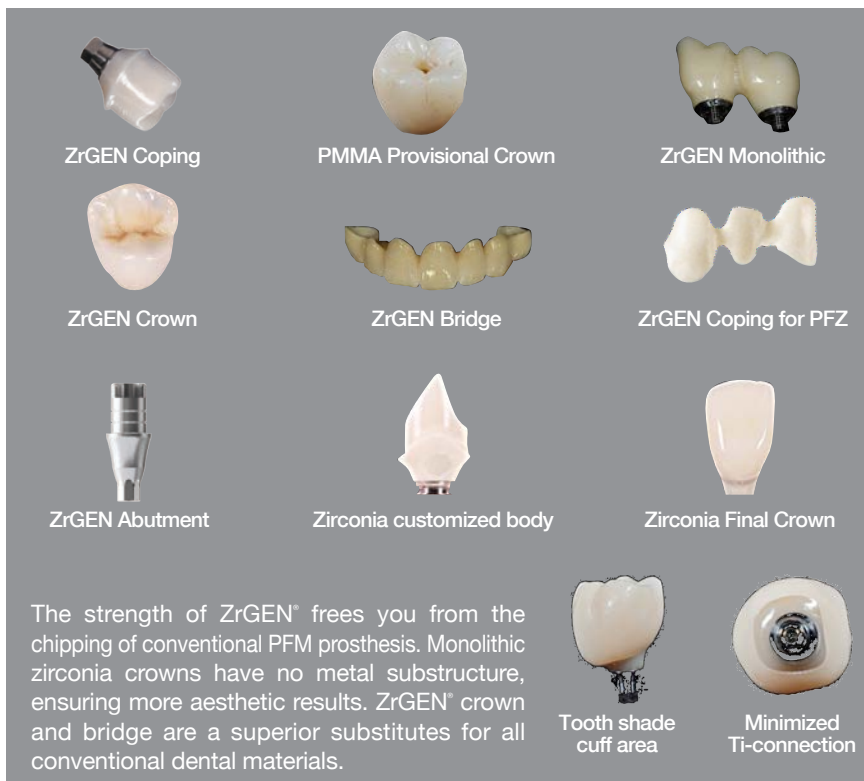


▶▶ Digital Material

I. ZrGEN®

ZrGEN® is the brand name of MegaGen's Titanium Base. ZrGEN provides an aesthetic outcome and simplified dental implant prosthesis. A ZrGEN® crown and monolithic crown connected to a ZrGEN® Abutment provide strong and precise connection with the implant fixture.

Variety of ZrGEN®



ZrGEN® Sub Structure

ZrGEN®

II. TiGEN®

TiGEN® is the brand name of MegaGen's Pre-milled Abutment. It promises outstanding durability and simplified dental implant prosthesis. Ready-made connection part provides a strong and precise connection with the implant fixture.



➔ Scan Abutment options (Continued)

Scan Abutment

- Abutment Screw included.
- ✓ BLUEDIAMOND NC (SAAROAS16B)
- ✓ BLUEDIAMOND RC (SAAROAS16)

- For Chairside/ Labside
- Spare abutment screw included
- Supporting Dental CAD
 - 3Shape / exocad / Dental Wings
- Recommend torque : By Hand (5~8Ncm)

| System | Profile Diameter | Height (mm) | Ref.C |
|--------|------------------|-------------|---------|
| NC | Ø4.0 | 13 | AROSANT |
| RC | | | AROSART |



Scan Abutment (C-type)

- Abutment Screw included.
- ✓ BLUEDIAMOND NC (SAAROAS16B)
- ✓ BLUEDIAMOND RC (SAAROAS16)

- ScanPost for CEREC users.
- It is used when the exposure of the post part of ZrGEN Abutment (C-type) is small or when scanning is not easy due to the environment such as interference of surrounding teeth.
- Fasten by using Sirona Scanbody.
- CEREC inLab CAD Software, compatible with Xive Library.
- Recommend torque : By Hand (5~8Ncm)

| Profile Diameter | Cuff Height (mm) | Connection | Ref.C |
|------------------|------------------|------------|--------------|
| Ø3.9 | 0.5 | S | AROCSS3405NT |
| | 1.0 | | AROCSS3410NT |
| | 2.0 | | AROCSS3420NT |
| Ø4.3 | 0.5 | | AROCSS3805NT |
| | 1.0 | | AROCSS3810NT |
| | 2.0 | | AROCSS3820NT |

| Profile Diameter | Cuff Height (mm) | Connection | Ref.C | |
|------------------|------------------|------------|--------------|--------------|
| Ø3.9 | 0.5 | S | AROCSS3405RT | |
| | 1.0 | | AROCSS3410RT | |
| | 2.0 | | AROCSS3420RT | |
| Ø4.3 | 0.5 | | S | AROCSS3805RT |
| | 1.0 | | AROCSS3810RT | |
| | 2.0 | | AROCSS3820RT | |
| Ø5.5 | 0.5 | L | AROCSL4505RT | |
| | 1.0 | | AROCSL4510RT | |
| | 2.0 | | AROCSL4520RT | |

Scan Healing Abutment

- Abutment Screw included.
- ✓ BLUEDIAMOND NC/ RC (AROHS1604/ AROHS1605/ AROHS1607/ AROHS1609)

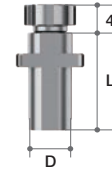
- Scannable Healing Abutment.
- For accurate scanning, Scan Healing Abutment must be exposed at least 2.0mm from surgical site.
- Profile Diameter can be checked by the number of Groove.
 - Profile Diameter : Ø4 → Groove : 0ea
 - Profile Diameter : Ø5 → Groove : 1ea
 - Profile Diameter : Ø6 → Groove : 2ea
 - Profile Diameter : Ø7 → Groove : 3ea
- Height can be checked by the number of Notch.
 - Height : 4mm → Notch : 0ea
 - Height : 5mm → Notch : 1ea
 - Height : 7mm → Notch : 2ea
 - Height : 9mm → Notch : 3ea
- Recommend torque : By Hand (5~8Ncm)
- * Height 9mm Availability may vary by country

| Profile Diameter | Height (mm) | Ref.C | |
|------------------|-------------|--------------|--------------|
| Ø4.0 | 4 | AROISHN4004T | |
| | 5 | AROISHN4005T | |
| | 7 | AROISHN4007T | |
| | 9 | AROISHN4009T | |
| Ø5.0 | 4 | AROISHN5004T | |
| | 5 | AROISHN5005T | |
| | 7 | AROISHN5007T | |
| Ø5.0 | 9 | AROISHN5009T | |
| | Ø6.0 | 4 | AROISHR4004T |
| | | 5 | AROISHR4005T |
| 7 | | AROISHR4007T | |
| 9 | | AROISHR4009T | |
| Ø5.0 | 4 | AROISHR5004T | |
| | 5 | AROISHR5005T | |
| | 7 | AROISHR5007T | |
| Ø5.0 | 9 | AROISHR5009T | |
| | Ø6.0 | 4 | AROISHR6004T |
| | | 5 | AROISHR6005T |
| 7 | | AROISHR6007T | |
| 9 | | AROISHR6009T | |
| Ø7.0 | 4 | AROISHR7004T | |
| | 5 | AROISHR7005T | |
| | 7 | AROISHR7007T | |
| | 9 | AROISHR7009T | |

S.H.A Carrier

- It is used by fastening it to the head of the scan healing abutment.
- It is used when transporting the S.H.A Carrier to the fixture after fastening it to the Scan Healing Abutment.


| Diameter | Length (mm) | Ref.C |
|----------|-------------|---------|
| Ø4.0 | 10 | SHC4010 |
| | 14 | SHC4014 |
| Ø5.0 | 10 | SHC5010 |
| | 14 | SHC5014 |
| Ø6.0 | 10 | SHC6010 |
| | 14 | SHC6014 |
| Ø7.0 | 10 | SHC7010 |
| | 14 | SHC7014 |



Scan Post

- Scan Healing Abutment should be exposed 2.0mm from the surgical site for accurate scanning. Scanning would be much easier if you connect Scan Post when scanning seems difficult due to less exposure of Scan Healing Abutment or other conditions.
- Select Scan Post based on the diameter of Scan Healing Abutment
- Scan Post is a disposable product.
- 1 set consists of 10 Scan Posts.


| Profile Diameter | Height (mm) | Ref.C |
|------------------|-------------|------------|
| Ø4.0 | 6.5 | SP4007.MTN |
| Ø5.0 | | SP5007.MTN |
| Ø6.0 | | SP6007.MTN |
| Ø7.0 | | SP7007.MTN |



Scan Post Carrier

- It is used by fastening it to the head of the scan post.
- It is used when transporting the scan post to the fixture after fastening it to the scan healing abutment.

| Profile Diameter | Height(mm) | Ref.C |
|------------------|------------|-------|
| Ø5.0 | 19 | SPC16 |

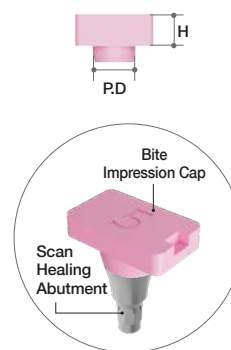


➔ Scan Abutment & Analog options

Bite Impression Cap

- If the Scan Healing Abutment is not exposed to more than 2.0mm at the surgical site or is not easy to scan due to environment such as interference of the surrounding values, the Bite Impression Cap is fastened to obtain the Scan, Impression, or Bite.
- Bite Impression Cap is selected according to the Profile Diameter of the Scan Healing Abutment.
- The Bite Impression Cap is for one-time use and includes 5 in 1 set.
- ※ Availability may vary by country

| Profile Diameter | Height (mm) | Ref.C |
|------------------|-------------|----------|
| Ø4.0 | 2 | BIC4002P |
| | 4 | BIC4004P |
| | 6 | BIC4006P |
| Ø5.0 | 2 | BIC5002P |
| | 4 | BIC5004P |
| | 6 | BIC5006P |
| Ø6.0 | 2 | BIC6002P |
| | 4 | BIC6004P |
| | 6 | BIC6006P |
| Ø7.0 | 2 | BIC7002P |
| | 4 | BIC7004P |
| | 6 | BIC7006P |



Analog

- Analog Screw(ALS18) included.
- For Chairside/ Labside
- Supporting Dental CAD
 - 3Shape
 - exocad
- 2 piece type




| Profile Diameter | Ref.C | Profile Diameter | Ref.C |
|------------------|---------|------------------|---------|
| Ø4.0 | BDIALNT | Ø4.0 | BDIALRT |

➔ PMMA Abutment option

PMMA Abutment (Coming Soon)

- Abutment Screw included.
 - ✓ BLUEDIAMOND NC (AROAS16B)
 - ✓ BLUEDIAMOND RC (AROAS16)
- Pre-milled Abutment
 - Pre-milled part : Implant Connection + Cuff (0.6/ 1.5/ 3.0mm)
- Supporting Dental CAD
 - 3Shape
 - exocad
- Supporting Milling Machine
 - BX5
 - MANIX
 - ARUM DENTISTRY(Coming Soon)
- Recommend torque : 25Ncm
- FDA : Approved in 2024
- CE : Approved in 2024



[PMMA Abutment Line-Up]

| | Bright | | |
|------|--------|-----|-----|
| | D8 | D12 | D16 |
| C0.6 | | | |
| C1.5 | | | |
| C3.0 | | | |
| Dark | | | |
| C0.6 | | | |
| C1.5 | | | |
| C3.0 | | | |

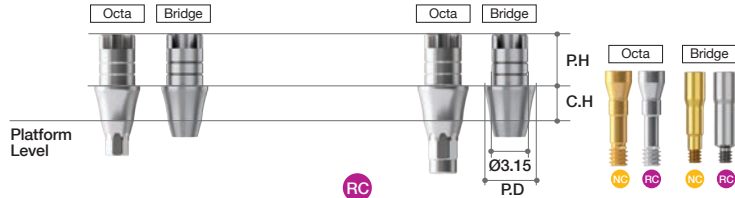
| System | Color | Profile Diameter | Cuff Height (mm) | Length (mm) | Type | Ref.C |
|--------|--------|------------------|------------------|-------------|------|-------------|
| NC | Bright | Ø8 | 0.6 | 17 | Octa | BDPAN0608BT |
| | | | 1.5 | | | BDPAN1508BT |
| | | | 3.0 | | | BDPAN3008BT |
| | | Ø12 | 0.6 | | | BDPAN0612BT |
| | | | 1.5 | | | BDPAN1512BT |
| | | | 3.0 | | | BDPAN3012BT |
| | | Ø16 | 0.6 | | | BDPAN0616BT |
| | | | 1.5 | | | BDPAN1516BT |
| | | | 3.0 | | | BDPAN3016BT |
| | Dark | Ø8 | 0.6 | | | BDPAN0608DT |
| | | | 1.5 | | | BDPAN1508DT |
| | | | 3.0 | | | BDPAN3008DT |
| | | Ø12 | 0.6 | | | BDPAN0612DT |
| | | | 1.5 | | | BDPAN1512DT |
| | | | 3.0 | | | BDPAN3012DT |
| | | Ø16 | 0.6 | | | BDPAN0616DT |
| | | | 1.5 | | | BDPAN1516DT |
| | | | 3.0 | | | BDPAN3016DT |
| RC | Bright | Ø8 | 0.6 | 17 | Octa | BDPAR0608BT |
| | | | 1.5 | | | BDPAR1508BT |
| | | | 3.0 | | | BDPAR3008BT |
| | | Ø12 | 0.6 | | | BDPAR0612BT |
| | | | 1.5 | | | BDPAR1512BT |
| | | | 3.0 | | | BDPAR3012BT |
| | | Ø16 | 0.6 | | | BDPAR0616BT |
| | | | 1.5 | | | BDPAR1516BT |
| | | | 3.0 | | | BDPAR3016BT |
| | Dark | Ø8 | 0.6 | | | BDPAR0608DT |
| | | | 1.5 | | | BDPAR1508DT |
| | | | 3.0 | | | BDPAR3008DT |
| | | Ø12 | 0.6 | | | BDPAR0612DT |
| | | | 1.5 | | | BDPAR1512DT |
| | | | 3.0 | | | BDPAR3012DT |
| | | Ø16 | 0.6 | | | BDPAR0616DT |
| | | | 1.5 | | | BDPAR1516DT |
| | | | 3.0 | | | BDPAR3016DT |

➔ ZrGEN Abutment options

ZrGEN Abutment

- Abutment Screw included.
- ✓ BLUEDIAMOND NC Octa (AROAS16B)
- ✓ BLUEDIAMOND NC Bridge (BDEPBAS16B)
- ✓ BLUEDIAMOND RC Octa (AROAS16)
- ✓ BLUEDIAMOND RC Bridge (BDEPBAS16)

- Titanium Base
- 1 set consists of 10 Abutments.
 - included spare Abutment Screw
- Supporting Dental CAD
 - 3Shape
 - Exocad
 - Dental Wing
- Post Height can be checked by the number of Groove.
 - Post Height : 4.5mm → Groove : 2ea
 - Post Height : 6mm → Groove : 4ea
 - Post Height : 8mm → Groove : 6ea
- Recommend torque : 35Ncm
- ※ Bridge : Availability may vary by country




| Profile Diameter | Cuff Height (mm) | Post Height(mm) | Type | Ref.C | | |
|------------------|------------------|-----------------|------|----------------|--------|----------------|
| Ø4.0 | 0.6 | 4.5 | Octa | AROZGN4015.MTN | | |
| | 1.5 | | | AROZGN4025.MTN | | |
| | 3.0 | | | AROZGN4035.MTN | | |
| | 4.0 | | | AROZGN4045.MTN | | |
| | 0.6 | 6.0 | | AROZGN4016.MTN | | |
| | 1.5 | | | AROZGN4026.MTN | | |
| | 3.0 | | | AROZGN4036.MTN | | |
| | 4.0 | | | AROZGN4046.MTN | | |
| | 0.6 | 8.0 | | AROZGN4018.MTN | | |
| | 1.5 | | | AROZGN4028.MTN | | |
| | 3.0 | | | AROZGN4038.MTN | | |
| | 4.0 | | | AROZGN4048.MTN | | |
| | Ø4.0 | 0.6 | | 4.5 | Bridge | BDZGNB4015.MTN |
| | | 1.5 | | | | BDZGNB4025.MTN |
| | | 3.0 | | | | BDZGNB4035.MTN |
| | | 4.0 | | | | BDZGNB4045.MTN |
| | | 0.6 | | 6.0 | | BDZGNB4016.MTN |
| | | 1.5 | | | | BDZGNB4026.MTN |
| | | 3.0 | | | | BDZGNB4036.MTN |
| | | 4.0 | | | | BDZGNB4046.MTN |
| | | 0.6 | | 8.0 | | BDZGNB4018.MTN |
| | | 1.5 | | | | BDZGNB4028.MTN |
| | | 3.0 | | | | BDZGNB4038.MTN |
| | | 4.0 | | | | BDZGNB4048.MTN |

| Profile Diameter | Cuff Height (mm) | Post Height(mm) | Type | Ref.C | | |
|------------------|------------------|-----------------|------|----------------|--------|----------------|
| Ø4.5 | 0.6 | 4.5 | Octa | AROZGR4515.MTN | | |
| | 1.5 | | | AROZGR4525.MTN | | |
| | 3.0 | | | AROZGR4535.MTN | | |
| | 4.0 | | | AROZGR4545.MTN | | |
| | 0.6 | 6.0 | | AROZGR4516.MTN | | |
| | 1.5 | | | AROZGR4526.MTN | | |
| | 3.0 | | | AROZGR4536.MTN | | |
| | 4.0 | | | AROZGR4546.MTN | | |
| | 0.6 | 8.0 | | AROZGR4518.MTN | | |
| | 1.5 | | | AROZGR4528.MTN | | |
| | 3.0 | | | AROZGR4538.MTN | | |
| | 4.0 | | | AROZGR4548.MTN | | |
| | Ø4.5 | 0.6 | | 4.5 | Bridge | BDZGRB4515.MTN |
| | | 1.5 | | | | BDZGRB4525.MTN |
| | | 3.0 | | | | BDZGRB4535.MTN |
| | | 4.0 | | | | BDZGRB4545.MTN |
| | | 0.6 | | 6.0 | | BDZGRB4516.MTN |
| | | 1.5 | | | | BDZGRB4526.MTN |
| | | 3.0 | | | | BDZGRB4536.MTN |
| | | 4.0 | | | | BDZGRB4546.MTN |
| | | 0.6 | | 8.0 | | BDZGRB4518.MTN |
| | | 1.5 | | | | BDZGRB4528.MTN |
| | | 3.0 | | | | BDZGRB4538.MTN |
| | | 4.0 | | | | BDZGRB4548.MTN |

ZrGEN Abutment

(C-type)

- Abutment Screw included.
- ✓ BLUEDIAMOND NC (AROAS16B)
- ✓ BLUEDIAMOND RC (AROAS16)
- Titanium base for CEREC users.
- CEREC inLab CAD Software, compatible with Xive Library.
- 1 set consists of 10 Abutments.
 - included spare Abutment Screw.
- Recommend torque : 35Ncm



| Diameter | Cuff Height | Post Height | Connection | Ref.C |
|----------|-------------|-------------|------------|----------------|
| Ø3.9 | 0.5 | 4.7 | S | AROCSN3405.MTN |
| | 1.0 | | | AROCSN3410.MTN |
| | 2.0 | | | AROCSN3420.MTN |
| Ø4.3 | 0.5 | 4.7 | S | AROCSN3805.MTN |
| | 1.0 | | | AROCSN3810.MTN |
| | 2.0 | | | AROCSN3820.MTN |

| Diameter | Cuff Height | Post Height | Connection | Ref.C |
|----------|-------------|-------------|------------|----------------|
| Ø3.9 | 0.5 | 4.7 | S | AROCSR3405.MTN |
| | 1.0 | | | AROCSR3410.MTN |
| | 2.0 | | | AROCSR3420.MTN |
| Ø4.3 | 0.5 | 4.7 | S | AROCSR3805.MTN |
| | 1.0 | | | AROCSR3810.MTN |
| | 2.0 | | | AROCSR3820.MTN |
| Ø5.5 | 0.5 | 4.7 | L | AROCLR4505.MTN |
| | 1.0 | | | AROCLR4510.MTN |
| | 2.0 | | | AROCLR4520.MTN |



➔ TiGEN Abutment options (Continued)

TiGEN Abutment (MegaGen type)

- Abutment Screw included.
 - ✓ BLUEDIAMOND NC Octa (AROAS16B)
 - ✓ BLUEDIAMOND NC Bridge (BDEPBAS16B)
 - ✓ BLUEDIAMOND RC Octa (AROAS16)
 - ✓ BLUEDIAMOND RC Bridge (BDEPBAS16)
- Pre-milled Abutment
- 1 set consists of 10 Abutments.
 - included spare Abutment Screw
- Supporting DentalCAD
 - 3Shape / exocad / Dental Wings
- Supporting Milling Machine
 - BX5
 - MANIX
 - ARUM DENTISTRY(Coming Soon)
- Recommend torque : 35Ncm
- * Bridge : Availability may vary by country

| Profile Diameter | Color | Type | Ref.C |
|------------------|-------|--------|----------------|
| Ø10 | Gold | Octa | AROTGN1020.MTN |
| | | Bridge | BDTGNB1020.MTN |
| Ø12 | Gold | Octa | AROTGN1220.MTN |
| | | Bridge | BDTGNB1220.MTN |

| Profile Diameter | Color | Type | Ref.C |
|------------------|--------|--------|----------------|
| Ø10 | Silver | Octa | AROTGR1020.MTN |
| | | Bridge | BDTGRB1020.MTN |
| Ø12 | Silver | Octa | AROTGR1220.MTN |
| | | Bridge | BDTGRB1220.MTN |

(NT type)

- Abutment Screw included.
 - ✓ BLUEDIAMOND NC Octa (AROAS16B)
 - ✓ BLUEDIAMOND NC Bridge (BDEPBAS16B)
 - ✓ BLUEDIAMOND RC Octa (AROAS16)
 - ✓ BLUEDIAMOND RC Bridge (BDEPBAS16)
- Pre-milled Abutment
- 1 set consists of 10 Abutments.
 - included spare Abutment Screw
- Supporting DentalCAD
 - 3Shape / exocad
- Recommend torque : 35Ncm
- * Bridge : Availability may vary by country

| Profile Diameter | Color | Type | Ref.C |
|------------------|-------|--------|-----------------|
| Ø10 | Gold | Octa | AROTGNN1016.MTN |
| | | Bridge | BDTGNNB1016.MTN |
| Ø12 | Gold | Octa | AROTGNN1216.MTN |
| | | Bridge | BDTGNNB1216.MTN |

| Profile Diameter | Color | Type | Ref.C |
|------------------|--------|--------|-----------------|
| Ø10 | Silver | Octa | AROTGRN1016.MTN |
| | | Bridge | BDTGRNB1016.MTN |
| Ø12 | Silver | Octa | AROTGRN1216.MTN |
| | | Bridge | BDTGRNB1216.MTN |

(Medentika type)

- Abutment Screw included.
 - ✓ BLUEDIAMOND NC Octa (AROAS16B)
 - ✓ BLUEDIAMOND NC Bridge (BDEPBAS16B)
 - ✓ BLUEDIAMOND RC Octa (AROAS16)
 - ✓ BLUEDIAMOND RC Bridge (BDEPBAS16)
- Pre-milled Abutment
- 1 set consists of 10 Abutments.
 - included spare Abutment Screw
- Supporting DentalCAD
 - 3Shape / exocad
- Recommend torque : 35Ncm
- * Bridge : Availability may vary by country

| Profile Diameter | Color | Type | Ref.C |
|------------------|-------|--------|-----------------|
| Ø12 | Gold | Octa | AROTGNM1214.MTN |
| | | Bridge | BDTGNMB1214.MTN |

| Profile Diameter | Color | Type | Ref.C |
|------------------|--------|--------|-----------------|
| Ø12 | Silver | Octa | AROTGRM1214.MTN |
| | | Bridge | BDTGRMB1214.MTN |

➡ TiGEN Abutment options


(CUFF type)

- Abutment Screw included.
 - ✓ BLUEDIAMOND NC (AROAS16B)
 - ✓ BLUEDIAMOND RC (AROAS16)
- Pre-milled Abutment
 - Pre-milled part : Implant Connection + Cuff (0.6/ 1.5/ 3.0mm)
- 1 set consists of 10 Abutments
 - included spare Abutment Screw
- Used by fastening it to a reverse jig
- Supporting Dental CAD
 - 3Shape / exocad
- Supporting Milling Machine
 - BX5
 - MANIX
 - ARUM DENTISTRY(Coming Soon)
- Recommend torque : 35Ncm
- FDA : Approved in 20204
- CE : Approved in 20204
- * Availability may vary by country

| Color | Profile Diameter | Cuff Height (mm) | Type | Ref.C | |
|-------|------------------|------------------|------|----------------|----------------|
| Gold | Ø8 | 0.6 | Octa | BDTGNR0608.MTN | |
| | | 1.5 | | BDTGNR1508.MTN | |
| | | 3.0 | | BDTGNR3008.MTN | |
| | Ø10 | 0.6 | | BDTGNR0610.MTN | |
| | | 1.5 | | BDTGNR1510.MTN | |
| | | 3.0 | | BDTGNR3010.MTN | |
| | | Ø12 | | 0.6 | BDTGNR0612.MTN |
| | | | | 1.5 | BDTGNR1512.MTN |
| | | | | 3.0 | BDTGNR3012.MTN |

| Color | Profile Diameter | Cuff Height (mm) | Type | Ref.C | |
|--------|------------------|------------------|------|----------------|----------------|
| Silver | Ø8 | 0.6 | Octa | BDTGRR0608.MTN | |
| | | 1.5 | | BDTGRR1508.MTN | |
| | | 3.0 | | BDTGRR3008.MTN | |
| | Ø10 | 0.6 | | BDTGRR0610.MTN | |
| | | 1.5 | | BDTGRR1510.MTN | |
| | | 3.0 | | BDTGRR3010.MTN | |
| | | Ø12 | | 0.6 | BDTGRR0612.MTN |
| | | | | 1.5 | BDTGRR1512.MTN |
| | | | | 3.0 | BDTGRR3012.MTN |

[TiGEN Abutment CUFF type Line-Up]



➡ Reverse Jig Connector Option

Reverse Jig Connector

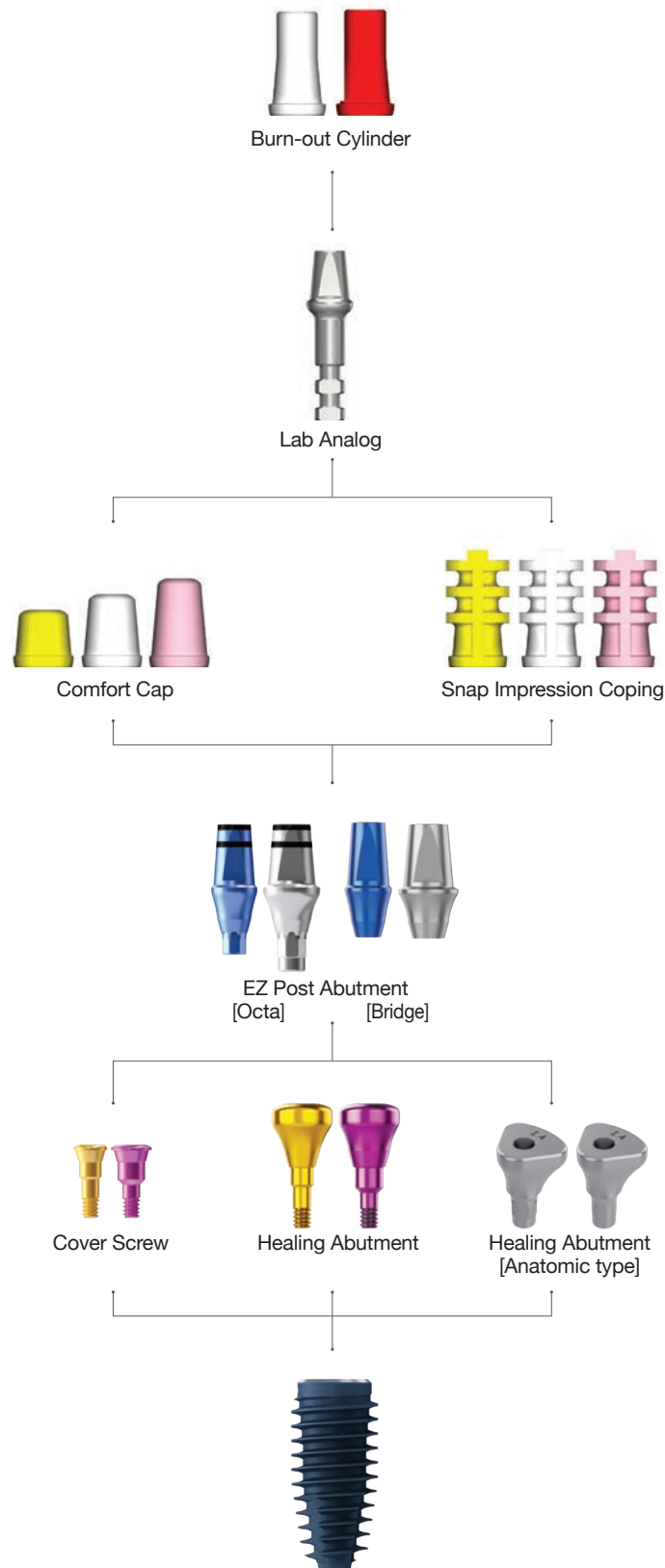
- Milling screws exclusively for Reverse Jig Connector are included
 - ✓ BLUEDIAMOND NC/ RC (BDRJMS)
- Do not use Non-Engage(Hex/ Octa)
- System can be checked by the number of Groove
 - BLUEDIAMOND NC → Groove : narrow 2ea
 - BLUEDIAMOND RC → Groove : wide 2ea
- Available milling machines
 - BX5
 - MANIX
 - ARUM DENTISTRY(Coming Soon)
- Recommended Torque
 - 35Ncm
 - Dedicated Driver (DP-RV-TORQ-DRV) (option)
- When Connected counterpart to Reverse Jig use Allen Wrench
 - Allen Key Size : 2.5mm
 - Dedicated Wrench (DP-HEX-TWLENCH) (option)

| Type | Ref.C |
|------|------------|
| Octa | BDTGRJN00P |

| Type | Ref.C |
|------|------------|
| Octa | BDTGRJR00P |

II. Abutment Level Prosthesis

1. EZ Post Abutments & Components

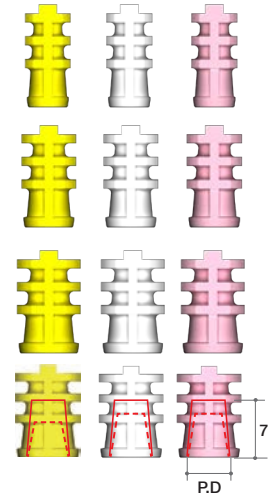


➔ Components for EZ Post Abutments

Snap Impression Coping

- Color-coded according to post height
- Profile diameters: Ø4, 5, 6, 7
- Do not use when abutment is trimmed

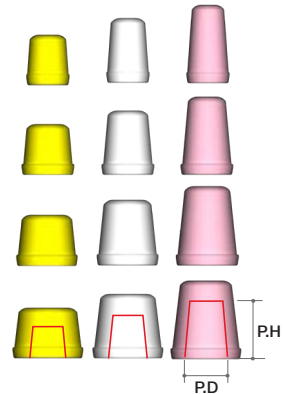
| Profile Diameter | Ref.C |
|------------------|-----------|
| Ø4.0 | AANSIF440 |
| | AANSIF455 |
| | AANSIF470 |
| Ø5.0 | AANSIF540 |
| | AANSIF555 |
| | AANSIF570 |
| Ø6.0 | AANSIF640 |
| | AANSIF655 |
| | AANSIF670 |
| Ø7.0 | AANSIF740 |
| | AANSIF755 |
| | AANSIF770 |



Comfort Cap

- Protects EZ Post Abutment & minimizes irritation to tongue & oral mucosa
- Can be applied under temporary prosthetics
- Color-coded according to post height

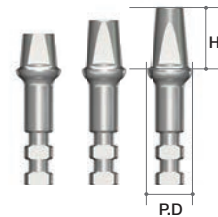
| Profile Diameter | Post Height(mm) | Ref.C |
|------------------|-----------------|-----------|
| Ø4.0 | 4 | AANCCF440 |
| | 5.5 | AANCCF455 |
| | 7 | AANCCF470 |
| Ø5.0 | 4 | AANCCF540 |
| | 5.5 | AANCCF555 |
| | 7 | AANCCF570 |
| Ø6.0 | 4 | AANCCF640 |
| | 5.5 | AANCCF655 |
| | 7 | AANCCF670 |
| Ø7.0 | 4 | AANCCF740 |
| | 5.5 | AANCCF755 |
| | 7 | AANCCF770 |



Lab Analog

- Directly connects to Snap Impression Coping in impression to make stone model

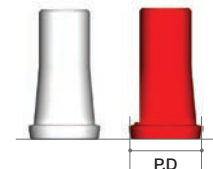
| Profile Diameter | Height(mm) | Ref.C |
|------------------|------------|-----------|
| Ø4.0 | 4 | AANSLF440 |
| | 5.5 | AANSLF455 |
| | 7 | AANSLF470 |
| Ø5.0 | 4 | AANSLF540 |
| | 5.5 | AANSLF555 |
| | 7 | AANSLF570 |
| Ø6.0 | 4 | AANSLF640 |
| | 5.5 | AANSLF655 |
| | 7 | AANSLF670 |
| Ø7.0 | 4 | AANSLF740 |
| | 5.5 | AANSLF755 |
| | 7 | AANSLF770 |



Burn-out Cylinder

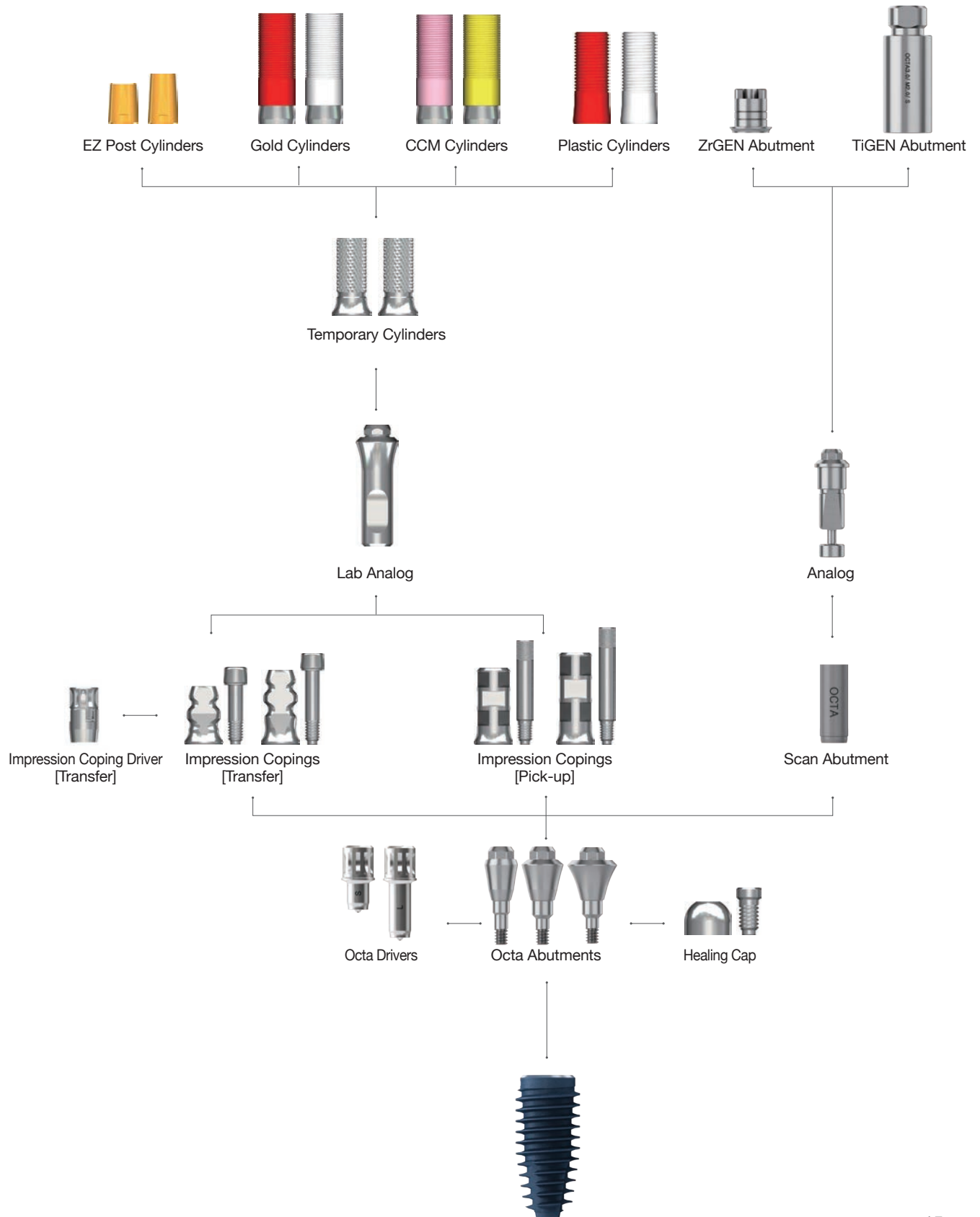
- Fits with Lab Analog(solid level)
- Easy for wax-up & accurate casting
- Use red cylinder for single crown

| Profile Diameter | Type | Ref.C |
|------------------|-----------|-----------|
| Ø4.0 | Multiple | AANBCB470 |
| Ø5.0 | | AANBCB570 |
| Ø6.0 | | AANBCB670 |
| Ø7.0 | | AANBCB770 |
| Ø4.0 | | Single |
| Ø5.0 | AANBCS570 | |
| Ø6.0 | AANBCS670 | |
| Ø7.0 | AANBCS770 | |



II. Abutment Level Prosthesis


2. Octa Abutment & Components



➔ Components for Octa Abutment (Continued)

Octa Abutment

- For use with multiple screw-retained prosthetics
- Use with Octa Driver
- Recommended torque: 35Ncm



NC

| Profile Diameter | Cuff Height (mm) | Ref.C |
|------------------|------------------|-----------|
| Ø3.8 | 1 | AROAN4010 |
| | 2 | AROAN4020 |
| | 3 | AROAN4030 |
| | 4 | AROAN4040 |
| | 5 | AROAN4050 |

RC

| Profile Diameter | Cuff Height (mm) | Ref.C |
|------------------|------------------|-----------|
| Ø4.8 | 1 | AROAR5010 |
| | 2 | AROAR5020 |
| | 3 | AROAR5030 |
| | 4 | AROAR5040 |
| | 5 | AROAR5050 |
| Ø5.8 | 1 | AROAR6010 |
| | 2 | AROAR6020 |
| | 3 | AROAR6030 |
| | 4 | AROAR6040 |
| | 5 | AROAR6050 |

Healing Cap

- Cylinder screw (IRCS200) included
- Protects Octa Abutment & minimizes irritation to tongue & oral mucosa

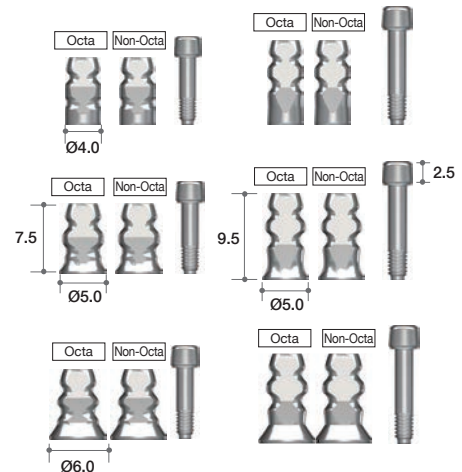
| Profile Diameter | Ref.C |
|------------------|-------------|
| Ø4.0 | AANOHC4000T |
| Ø5.0 | IHC400T |
| Ø6.0 | AANOHC6000T |



Impression Coping (Transfer)

- Guide pin (AAOTGP10 / AAOTGP12) included
- Tightened using Impression Driver


| Profile Diameter | Height (mm) | Type | Ref.C |
|------------------|-------------|----------|-------------|
| Ø4.0 | 7.5 | Octa | AAOITO4010T |
| | | Non-Octa | AAOITN4010T |
| | 9.5 | Octa | AAOITO4012T |
| | | Non-Octa | AAOITN4012T |
| Ø5.0 | 7.5 | Octa | AAOITO5010T |
| | | Non-Octa | AAOITN5010T |
| | 9.5 | Octa | AAOITO5012T |
| | | Non-Octa | AAOITN5012T |
| Ø6.0 | 7.5 | Octa | AAOITO6010T |
| | | Non-Octa | AAOITN6010T |
| | 9.5 | Octa | AAOITO6012T |
| | | Non-Octa | AAOITN6012T |



Impression Coping (Pick-up)


- Guide pin (AAOPGP10 / AAOPGP12) included

| Profile Diameter | Height (mm) | Type | Ref.C |
|------------------|-------------|----------|-------------|
| Ø4.0 | 10.0 | Octa | AAOIPO4010T |
| | | Non-Octa | AAOIPN4010T |
| | 12.0 | Octa | AAOIPO4012T |
| | | Non-Octa | AAOIPN4012T |
| Ø5.0 | 10.0 | Octa | AAOIPO5010T |
| | | Non-Octa | AAOIPN5010T |
| | 12.0 | Octa | AAOIPO5012T |
| | | Non-Octa | AAOIPN5012T |
| Ø6.0 | 10.0 | Octa | AAOIPO6010T |
| | | Non-Octa | AAOIPN6010T |
| | 12.0 | Octa | AAOIPO6012T |
| | | Non-Octa | AAOIPN6012T |



Lab Analog

| Profile Diameter | Ref.C |
|------------------|------------|
| Ø3.8 | AANOLA4000 |
| Ø4.8 | IOA300 |
| Ø5.8 | AANOLA6000 |

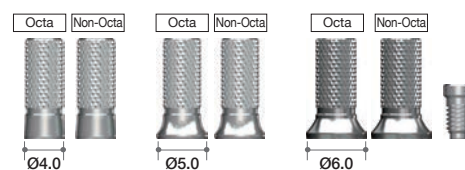


Temporary Cylinder

- Cylinders screw (IRCS200) included

• Recommended torque: 25Ncm

| Profile Diameter | Type | Ref.C |
|------------------|----------|--------------|
| Ø4.0 | Octa | AANOTCO4010T |
| | Non-Octa | AANOTCN4010T |
| Ø5.0 | Octa | AANOTCO5010T |
| | Non-Octa | AANOTCN5010T |
| Ø6.0 | Octa | AANOTCO6010T |
| | Non-Octa | AANOTCN6010T |

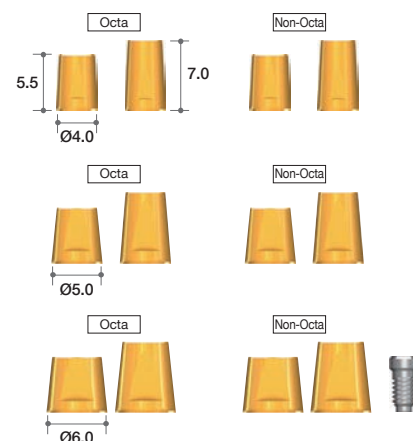


EZ Post Cylinder

- Cylinder screw (IRCS200) included

• Recommended torque: 35Ncm

| Profile Diameter | Post Height(mm) | Type | Ref.C |
|------------------|-----------------|----------|-------------|
| Ø4.0 | 5.5 | Octa | AAOECO4005T |
| | 7.0 | | AAOECO4007T |
| | 5.5 | Non-Octa | AAOECN4005T |
| | 7.0 | | AAOECN4007T |
| Ø5.0 | 5.5 | Octa | AAOECO5005T |
| | 7.0 | | AAOECO5007T |
| | 5.5 | Non-Octa | AAOECN5005T |
| | 7.0 | | AAOECN5007T |
| Ø6.0 | 5.5 | Octa | AAOECO6005T |
| | 7.0 | | AAOECO6007T |
| | 5.5 | Non-Octa | AAOECN6005T |
| | 7.0 | | AAOECN6007T |



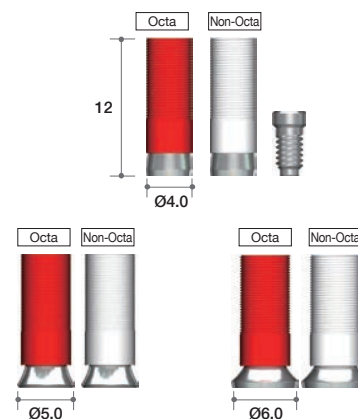
➔ Components for Octa Abutment

Gold Cylinder

- Cylinder screw (IRCS200) included

- For use with customizing abutment for screw-retained multi-unit restoration
- Octa(red) & Non-Octa(white) options
- Diameters: Ø4.0, 5.0, 6.0
- Threaded sleeves for better retention of resin or wax
- Melting point of gold alloy: 1063°C
- Recommended torque: 30Ncm

| Profile Diameter | Type | Ref.C |
|------------------|----------|-------------|
| Ø4.0 | Octa | AANGCO4000T |
| | Non-Octa | AANGCN4000T |
| Ø5.0 | Octa | IOGO100T |
| | Non-Octa | IIGN100T |
| Ø6.0 | Octa | AANGCO6000T |
| | Non-Octa | AANGCN6000T |

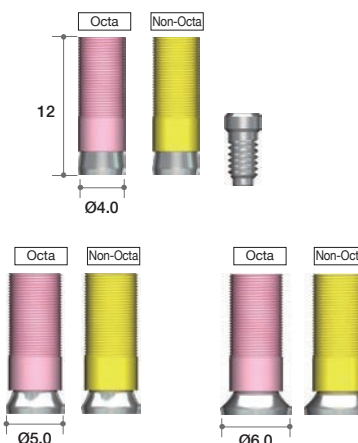


CCM Cylinder

- Cylinder screw (IRCS200) included

- Octa (pink) & Non-Octa (yellow) options
- Diameters: Ø4.0, 5.0, 6.0
- Threaded sleeves for better retention of resin or wax
- Melting temperature of CCM base: 1300~1400°C
- Can be cast using non-precious alloys (Ni-Cr, Cr-Co alloys)
- Recommended torque: 30Ncm

| Profile Diameter | Type | Ref.C |
|------------------|----------|-------------|
| Ø4.0 | Octa | AANCCO4000T |
| | Non-Octa | AANCCN4000T |
| Ø5.0 | Octa | AANCCO5000T |
| | Non-Octa | AANCCN5000T |
| Ø6.0 | Octa | AANCCO6000T |
| | Non-Octa | AANCCN6000T |

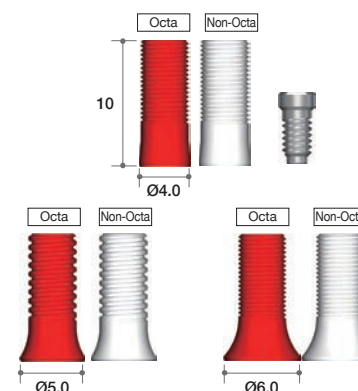


Plastic Cylinder

- Cylinder screw(IRCS200) included

- Economical option
- For use with customizing abutment for screw-retained multi-unit restoration
- Octa (red) & Non-Octa (white) options
- Threaded sleeves for better retention of resin or wax
- Recommended torque: 25Ncm

| Profile Diameter | Type | Ref.C |
|------------------|----------|-------------|
| Ø4.0 | Octa | AAOTCO4010T |
| | Non-Octa | AAOTCN4010T |
| Ø5.0 | Octa | IOPH100T |
| | Non-Octa | IOPN100T |
| Ø6.0 | Octa | AAOTCO6010T |
| | Non-Octa | AAOTCN6010T |

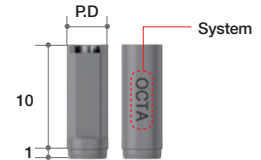


➔ Components for Octa Abutment_Digital (Continued)

Scan Abutment

- Abutment Screw(SAIRCS200) included.
- For Chairside/ Labside
- Supporting Dental CAD
 - 3Shape / Exocad / Dental Wings
- Recommend torque : By Hand (5~8Ncm)


| Profile Diameter | Height (mm) | Ref.C |
|------------------|-------------|------------|
| Ø4.0 | 11 | AOCES4011T |



Analog

- Analog Screw(ALS18) included.
- For Chairside/ Labside
- Supporting Dental CAD
 - 3Shape
 - exocad
- 2 piece type

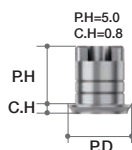
| Profile Diameter | Ref.C |
|------------------|----------|
| Ø3.8 | OCTAALST |
| Ø4.8 | OCTAALRT |
| Ø5.8 | OCTAALWT |



ZrGEN Abutment

- Abutment Screw(IRCS200) included.
- Titanium Base
- 1 set consists of 10 Abutments.
 - included spare Abutment Screw
- Supporting Dental CAD
 - 3Shape
 - Exocad
 - Dental Wing
- Post Height can be checked by the number of Groove.
 - Post Height : 5mm → Groove : 2ea
 - Post Height : 6mm → Groove : 4ea
 - Post Height : 8mm → Groove : 6ea
- Recommend torque : 35Ncm

| System | Profile Diameter | Cuff Height (mm) | Post Height (mm) | Type | Ref.C | |
|------------|------------------|------------------|------------------|----------|----------------|----------------|
| Octa Level | Small | Ø5.0 | 0.8 | 5 | Octa | AOCEPS5015.MTN |
| | | | | 6 | | AOCEPS5016.MTN |
| | | | | 8 | | AOCEPS5018.MTN |
| | | | 0.8 | 5 | Non-Octa | ANOEPS5015.MTN |
| | | | | 6 | | ANOEPS5016.MTN |
| | | | | 8 | | ANOEPS5018.MTN |
| | Regular | Ø5.5 | 0.8 | 5 | Octa | AOCEPR5515.MTN |
| | | | | 6 | | AOCEPR5516.MTN |
| | | | | 8 | | AOCEPR5518.MTN |
| 0.8 | | | 5 | Non-Octa | ANOEP5515.MTN | |
| | | | 6 | | ANOEP5516.MTN | |
| | | | 8 | | ANOEP5518.MTN | |
| Wide | Ø6.5 | 0.8 | 5 | Octa | AOCEPW6515.MTN | |
| | | | 6 | | AOCEPW6516.MTN | |
| | | | 8 | | AOCEPW6518.MTN | |
| | | 0.8 | 5 | Non-Octa | ANOEPW6515.MTN | |
| | | | 6 | | ANOEPW6516.MTN | |
| | | | 8 | | ANOEPW6518.MTN | |



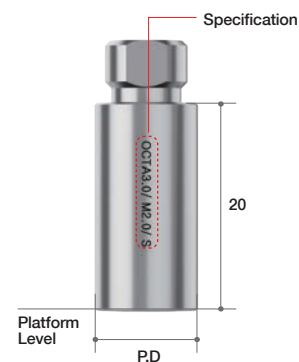
➔ Components for Octa Abutment_Digital

TiGEN Abutment (MegaGen type)

- Abutment Screw(IRCS200) included.

- Pre-milled Abutment
- 1 set consists of 10 Abutments.
 - included spare Abutment Screw
- Supporting DentalCAD
 - 3Shape / exocad / Dental Wings
- Supporting Milling Machine
 - BX5
 - MANIX
 - ARUM DENTISTRY(Coming Soon)
- Recommend torque : 35Ncm

| System | Color | Profile Diameter | Height (mm) | Type | Ref.C |
|------------|---------|------------------|-------------|----------|--------------|
| Octa Level | Small | Ø10 | 20 | Octa | OCTS1020.MTN |
| | | | | Non-Octa | NOTS1020.MTN |
| | | Ø12 | | Octa | OCTS1220.MTN |
| | | | | Non-Octa | NOTS1220.MTN |
| | Regular | Ø10 | | Octa | OCTR1020.MTN |
| | | | | Non-Octa | NOTR1020.MTN |
| | | Ø12 | | Octa | OCTR1220.MTN |
| | | | | Non-Octa | NOTR1220.MTN |
| | Wide | Ø10 | | Octa | OCTW1020.MTN |
| | | | | Non-Octa | NOTW1020.MTN |
| | | Ø12 | | Octa | OCTW1220.MTN |
| | | | | Non-Octa | NOTW1220.MTN |

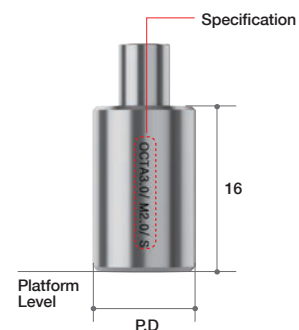


(NT type)

- Abutment Screw(IRCS200) included.

- Pre-milled Abutment
- 1 set consists of 10 Abutments
 - included spare Abutment Screw
- Supporting DentalCAD
 - 3Shape / exocad
- Recommend torque : 35Ncm

| System | Color | Profile Diameter | Height (mm) | Type | Ref.C |
|------------|---------|------------------|-------------|----------|---------------|
| Octa Level | Small | Ø10 | 16 | Octa | OCTSN1016.MTN |
| | | | | Non-Octa | NOTSN1016.MTN |
| | | Ø12 | | Octa | OCTSN1216.MTN |
| | | | | Non-Octa | NOTSN1216.MTN |
| | Regular | Ø10 | | Octa | OCTRN1016.MTN |
| | | | | Non-Octa | NOTRN1016.MTN |
| | | Ø12 | | Octa | OCTRN1216.MTN |
| | | | | Non-Octa | NOTRN1216.MTN |
| | Wide | Ø10 | | Octa | OCTWN1016.MTN |
| | | | | Non-Octa | NOTWN1016.MTN |
| | | Ø12 | | Octa | OCTWN1216.MTN |
| | | | | Non-Octa | NOTWN1216.MTN |



(Medentika type)

- Abutment Screw(IRCS200) included.

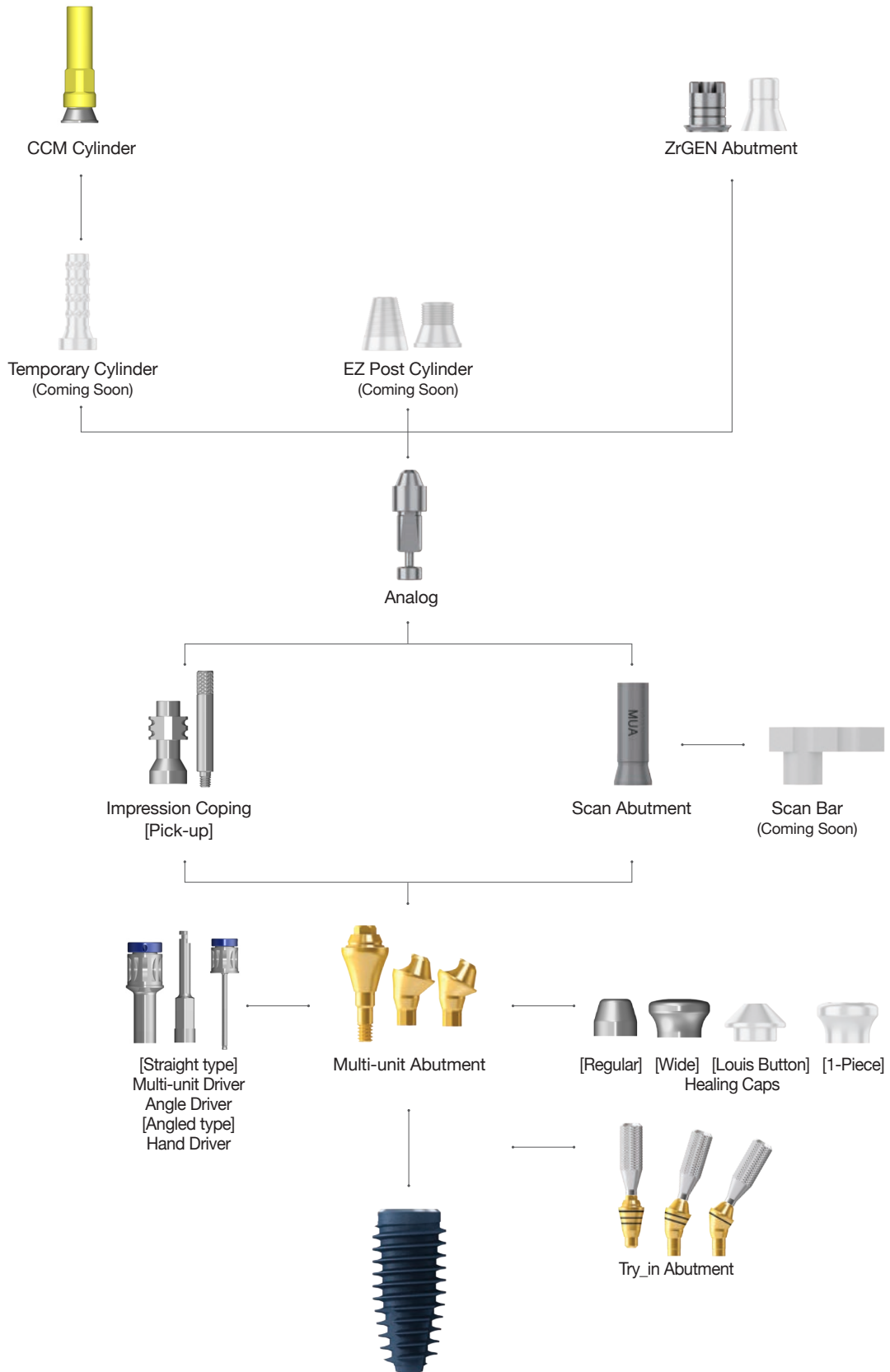
- Pre-milled Abutment
- 1 set consists of 10 Abutments
 - included spare Abutment Screw
- Supporting DentalCAD
 - 3Shape / exocad
- Recommend torque : 35Ncm

| System | Color | Profile Diameter | Height (mm) | Type | Ref.C |
|------------|---------|------------------|-------------|----------|---------------|
| Octa Level | Small | Ø12 | 14 | Octa | OCTSM1214.MTN |
| | | | | Non-Octa | NOTSM1214.MTN |
| | Regular | | | Octa | OCTRM1214.MTN |
| | | | | Non-Octa | NOTRM1214.MTN |
| | Wide | | | Octa | OCTWM1214.MTN |
| | | | | Non-Octa | NOTWM1214.MTN |



II. Abutment Level Prosthesis

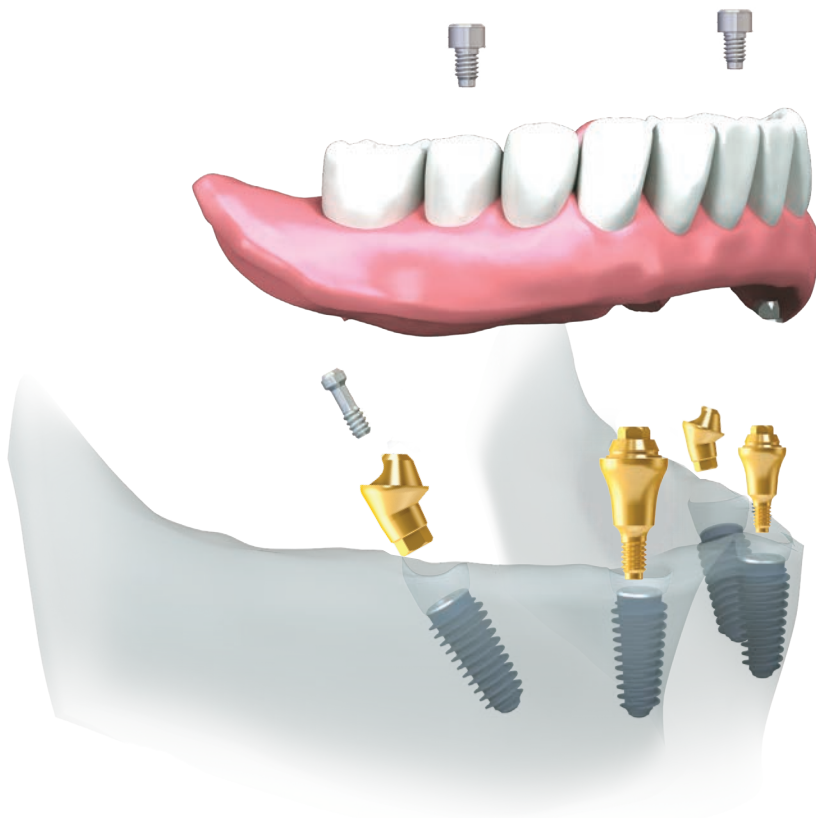
3. Multi-unit Abutment & Components



►► Multi-unit Abutment™

Multi-unit Abutment Design Concept

Intended as a solution for edentulous patients, multi-unit abutments work best with an All-on-4 procedure: 2 x straight-type abutments in anterior positions, plus 2 x angled-type (multi-unit) abutments in posterior positions.

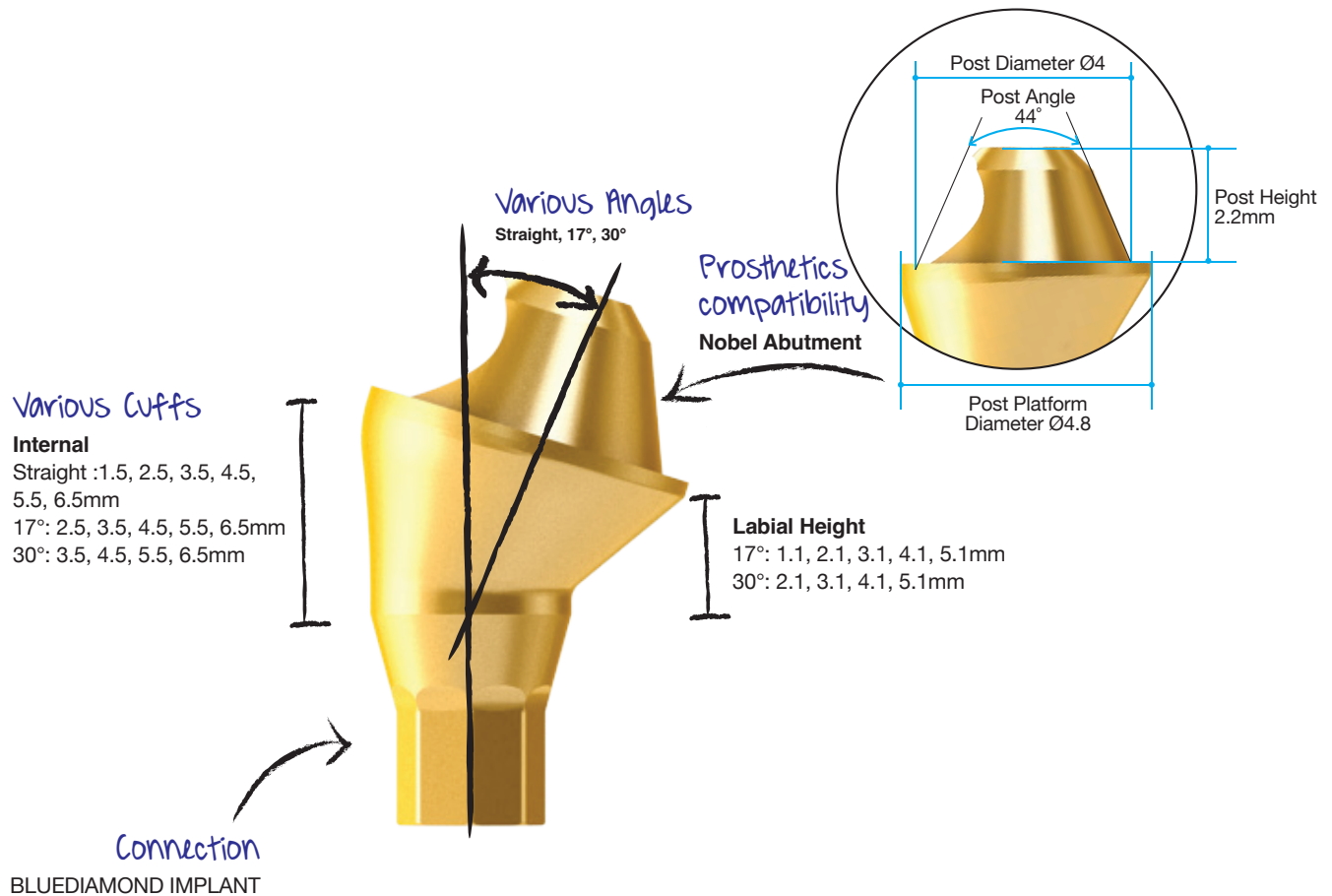


Features

- Minimal number of fixtures & angled placement allows full use of existing bone & can avoid GBR procedures
- Angulation of fixtures avoids sensitive areas, such as mandibular nerve & maxillary sinus
- Angulated fixtures in posterior positions become osseointegrated with cancellous bone & disperse vertical load on alveolar bone
- Guided surgical option for All-on-4 technique is also possible using R2GATE software

►► Multi-unit Abutment N Type

Solution for edentulous patients



Benefit

1. Easy & economical treatment solution for compromised edentulous cases
2. Can avoid expensive & time consuming bone graft procedures
3. Multiple angles (0°, 17°, 30°) to support different placement paths
4. Universally compatible with other multi-unit systems

Compatibility with others' Multi-unit level prosthetic components


- ✓ Post Height
- ✓ Post Diameter
- ✓ Post Angle
- ✓ Abutment Angle
- ✓ Cuff Height

➔ Multi-unit Abutment

Multi-unit Abutment

(Straight)

- MUA Straight Carrier (MUASC) included
- Recommended torque: 35Ncm



NC

| Cuff Height (mm) | Type | Ref.C |
|------------------|-------------------|---------------|
| 1.5 | 1-piece (M1.6) | MUAARONN0015C |
| 2.5 | | MUAARONN0025C |
| 3.5 | | MUAARONN0035C |
| 4.5 | | MUAARONN0045C |
| 5.5 | | MUABDNN0055C |
| 6.5 | | MUABDNN0065C |

RC

| Cuff Height (mm) | Type | Ref.C |
|------------------|-------------------|---------------|
| 1.5 | 1-piece (M1.6) | MUAARORN0015C |
| 2.5 | | MUAARORN0025C |
| 3.5 | | MUAARORN0035C |
| 4.5 | | MUAARORN0045C |
| 5.5 | | MUABDRN0055C |
| 6.5 | | MUABDRN0065C |

Multi-unit Angled Abutment (17°)

- MUA screw (MUAAROS) included
- MUA Angled Carrier (MUAAC) included
- Recommended torque: 25Ncm



NC

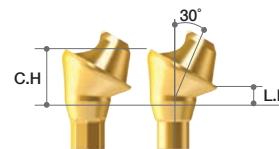
| Cuff Height (Labial) (mm) | Type | Ref.C |
|---------------------------|----------------|----------------|
| 2.5 (1.1) | Octa | MUAARONO1725TC |
| 3.5 (2.1) | | MUAARONO1735TC |
| 4.5 (3.1) | | MUAARONO1745TC |
| 5.5 (4.1) | | MUABDNO1755TC |
| 6.5 (5.1) | | MUABDNO1765TC |
| 2.5 (1.1) | | Non-Octa |
| 3.5 (2.1) | MUAARONN1735TC | |
| 4.5 (3.1) | MUAARONN1745TC | |
| 5.5 (4.1) | MUABDNN1755TC | |
| 6.5 (5.1) | MUABDNN1765TC | |

RC

| Cuff Height (Labial) (mm) | Type | Ref.C |
|---------------------------|----------------|----------------|
| 2.5 (1.1) | Octa | MUAARORO1725TC |
| 3.5 (2.1) | | MUAARORO1735TC |
| 4.5 (3.1) | | MUAARORO1745TC |
| 5.5 (4.1) | | MUABDRO1755TC |
| 6.5 (5.1) | | MUABDRO1765TC |
| 2.5 (1.1) | | Non-Octa |
| 3.5 (2.1) | MUAARORN1735TC | |
| 4.5 (3.1) | MUAARORN1745TC | |
| 5.5 (4.1) | MUABDRN1755TC | |
| 6.5 (5.1) | MUABDRN1765TC | |

Multi-unit Angled Abutment (30°)

- MUA screw (MUAAROS) included
- MUA Angled Carrier (MUAAC) included
- Recommended torque: 25Ncm



NC

| Cuff Height (Labial) (mm) | Type | Ref.C |
|---------------------------|----------|----------------|
| 3.5 (1.1) | Octa | MUAARONO3035TC |
| 4.5 (2.1) | | MUAARONO3045TC |
| 5.5 (4.1) | | MUABDNO3055TC |
| 6.5 (5.1) | | MUABDNO3065TC |
| 3.5 (1.1) | Non-Octa | MUAARONN3035TC |
| 4.5 (2.1) | | MUAARONN3045TC |
| 5.5 (4.1) | | MUABDNN3055TC |
| 6.5 (5.1) | | MUABDNN3065TC |

RC

| Cuff Height (Labial) (mm) | Type | Ref.C |
|---------------------------|----------|----------------|
| 3.5 (1.1) | Octa | MUAARORO3035TC |
| 4.5 (2.1) | | MUAARORO3045TC |
| 5.5 (4.1) | | MUABDRO3055TC |
| 6.5 (5.1) | | MUABDRO3065TC |
| 3.5 (1.1) | Non-Octa | MUAARORN3035TC |
| 4.5 (2.1) | | MUAARORN3045TC |
| 5.5 (4.1) | | MUABDRN3055TC |
| 6.5 (5.1) | | MUABDRN3065TC |

► Contents of Multi-unit Abutment Set

Multi-unit Abutment Healing Cap-type Set Reference Code

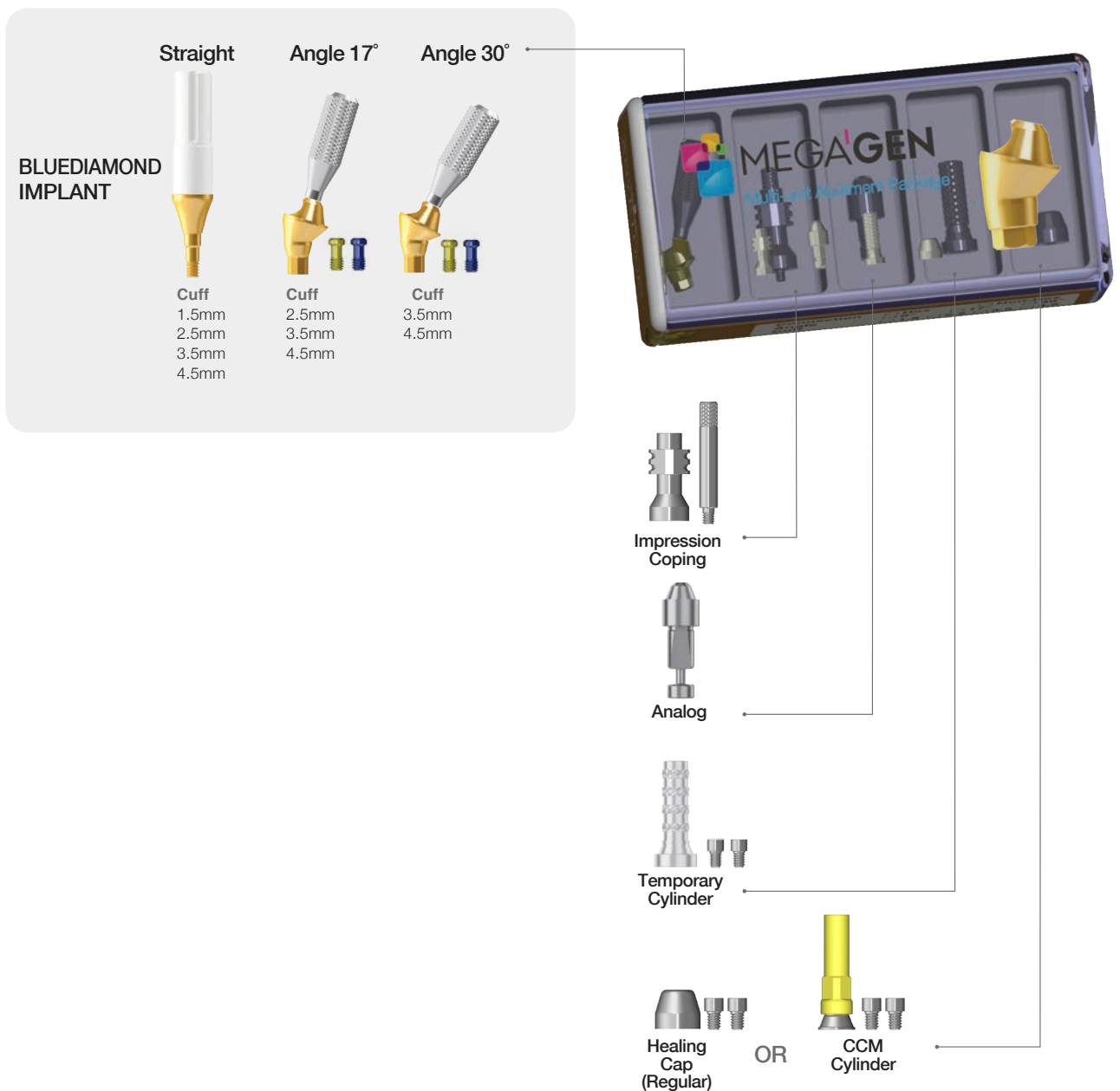
Order code : Available by changing to 'HP' instead of 'C' or 'TC' from current Ref.C

E.g.) MUAARONO3035TC → MUAARONO3035 HP

Multi-unit Abutment CCM-type Set Reference Code

Order code : Available by changing to 'P' instead of 'C' or 'TC' from current Ref.C

E.g.) MUAARONO3035TC → MUAARONO3035 P

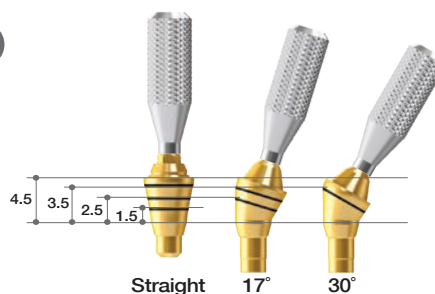


➔ Components for Multi-unit Abutment (Continued)

Try-in Abutment

- Cuff height indicated with laser markings
- Straight, 17°, 30°

| Angle | Type | Cuff Marking | Ref.C |
|----------|----------|-----------------------|---------------|
| Straight | Non-Octa | 1.5 / 2.5 / 3.5 / 4.5 | MUTIAARON00C |
| | | | MUTIAAROR00C |
| 17° | Octa | 2.5 / 3.5 / 4.5 | MUTIAARON17OC |
| | | | MUTIAAROR17OC |
| | Non-Octa | | MUTIAARON17NC |
| | | | MUTIAAROR17NC |
| 30° | Octa | 3.5 / 4.5 | MUTIAARON30OC |
| | | | MUTIAAROR30OC |
| | Non-Octa | | MUTIAARON30NC |
| | | | MUTIAAROR30NC |



Try-in Abutment Set reference code

Order code: **MUTIAARON00OC^{NC}P**
MUTIAARON00NC^{NC}P
MUTIAAROR00OC^{RC}P
MUTIAAROR00NC^{RC}P

Legend: **NC** Octa, **RC** Non-Octa

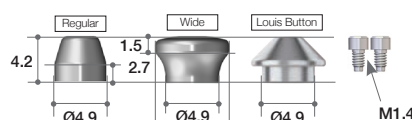


* Kit contents: Straight, 17°, 30° Try-in abutments (1 each)

Healing Cap

- Cylinder screws (MUAS) 2ea included
- Select size according to soft tissue volume or type of restoration

| Height (mm) | Type | Ref.C |
|-------------|--------------|------------|
| 4.2 | Regular | MUAHCL |
| 5.5 | | MUAHC55L |
| 4.2 | Wide | MUAHCWL |
| 5.5 | | MUAHCW55L |
| 4.2 | Louis Button | MUAHCWL42L |
| 5.5 | | MUAHCWL55L |

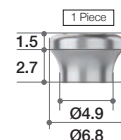


Healing Cap

(1-Piece) (Coming Soon)

- Select size according to soft tissue volume or type of restoration

| Height (mm) | Type | Ref.C |
|-------------|---------|-----------|
| 4.5 | 1 Piece | MUAHCWS45 |
| 5.5 | | MUAHCWS55 |



Healing Cap Set Reference Code

Order code : Available by changing to 'P' instead of 'L' from current Ref.C

E.g.) MUAHCL → MUAHCP

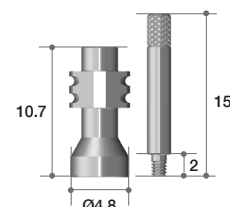


Impression Coping

(Pick-up)

- Guide pin (MUAGP) included
- For use with impression taking at abutment level

| Connection | Ref.C |
|------------|--------|
| Non-Hex | MUAICT |



Analog

- For use with duplicating multi-unit abutment in working model
- Available as RP Analog for 3D-printed working model

| Head form | Ref.C |
|----------------------------|--------|
| Multi-unit Abutment(Nobel) | MUAALT |




Temporary Cylinder

(Groove) (Coming Soon)

- Cylinder screws (MUAS) 2EA included
- For use with fabricating acrylic provisional restoration
- Grooves on post cylinder for storing resin adhesion
- Back-up screw is included
- Recommended torque: 15Ncm

| Connection | Ref.C |
|------------|---------|
| Non-Hex | MUATCGL |

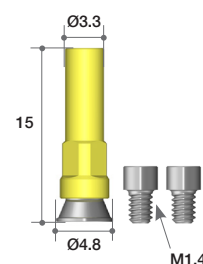


CCM Cylinder

- Cylinder screws (MUAS) 2EA included

- For use with fabricating screw-retained prosthesis with metal-reinforced or bar-structured overdenture
- Can be cast using non-precious dental alloys (Ni-Cr, Cr-Co alloys)
- Melting temperature of CCM base: 1300~1400°C
- Back-up screw included
- Recommended torque: 15Ncm

| Connection | Ref.C |
|------------|--------|
| Non-Hex | MUACML |

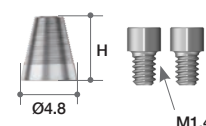


EZ Post Cylinder

(Coming Soon)

- Cylinder screws (MUAS) 2EA included
- Recommended torque: 15Ncm

| Height (mm) | Connection | Ref.C |
|-------------|------------|-------------|
| 5.5 | Non-Hex | MUAEPC4805L |
| 7.0 | | MUAEPC4807L |

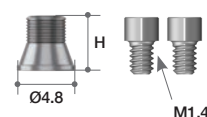


EZ Post Cylinder

(X-Type) (Coming Soon)

- Cylinder screws (MUAS) 2EA included
- Recommended torque: 15Ncm

| Height (mm) | Connection | Ref.C |
|-------------|------------|--------------|
| 4.5 | Non-Hex | MUAEPCX4804L |
| 6.0 | | MUAEPCX4806L |
| 7.0 | | MUAEPCX4807L |

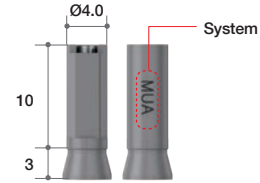


➔ Components for Multi-unit Abutments

Scan Abutment

- Abutment Screw(SAMUAS) included
- For Chairside/ Labside
- Supporting Dental CAD
 - 3Shape / Exocad / Dental Wings
- Recommend torque : By Hand (5~8Ncm)

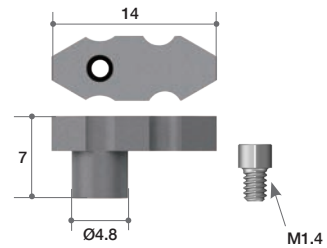
| Profile Diameter | Height (mm) | Ref.C |
|------------------|-------------|-------------|
| Ø4.0 | 13 | AMUASR4013T |



Scan Bar (Coming Soon)

- Cylinder Screw(MUAS) included.
- For Chairside/ Labside
- Supporting Dental CAD
 - 3Shape / Exocad / Dental Wings
- Recommend torque : By Hand (5~8Ncm)

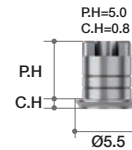
| Connection | Ref.C |
|------------|--------|
| Non-Hex | MUASBT |



ZrGEN Abutment

- Cylinder Screw(MUAS) included.
- Titanium Base
- 1 set consists of 10 Abutments.
 - included spare Abutment Screw
- Supporting Dental CAD
 - 3Shape / Exocad / Dental Wing
- Post Height can be checked by the number of Groove.
 - Post Height : 5mm → Groove : 2ea
 - Post Height : 6mm → Groove : 4ea
 - Post Height : 8mm → Groove : 6ea
- Recommend torque : 15Ncm

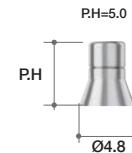
| Profile Diameter | Cuff Height (mm) | Post Height (mm) | Type | Ref.C |
|------------------|------------------|------------------|--------|-----------------|
| Ø5.5 | 0.8 | 5 | N Type | AMUAPR5515N.MTN |
| | | 6 | | AMUAPR5516N.MTN |
| | | 8 | | AMUAPR5518N.MTN |



ZrGEN Abutment (No Cuff Type) (Coming Soon)

- Cylinder Screw(MUAS) included.
- Titanium Base
- 1 set consists of 10 Abutments.
 - included spare Abutment Screw
- Supporting Dental CAD
 - 3Shape / Exocad / Dental Wing
- Post Height can be checked by the number of Groove.
 - Post Height : 5.5mm → Groove : 2ea
 - Post Height : 6.5mm → Groove : 4ea
 - Post Height : 8.5mm → Groove : 6ea
- Recommend torque : 15Ncm

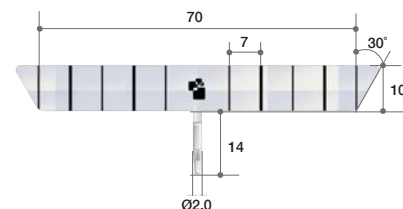
| Profile Diameter | Post Height (mm) | Type | Ref.C |
|------------------|------------------|--------------|---------------|
| Ø4.8 | 5.5 | No Cuff Type | MUAZG4805.MTN |
| | 6.5 | | MUAZG4806.MTN |
| | 8.5 | | MUAZG4808.MTN |



Surgical Guide

- 7mm distance between lines
- Place center pin after initial drilling at center of arch

| Angle | Marking Length (mm) | Ref.C |
|-------|---------------------|--------|
| 30° | 7 | MUSG70 |

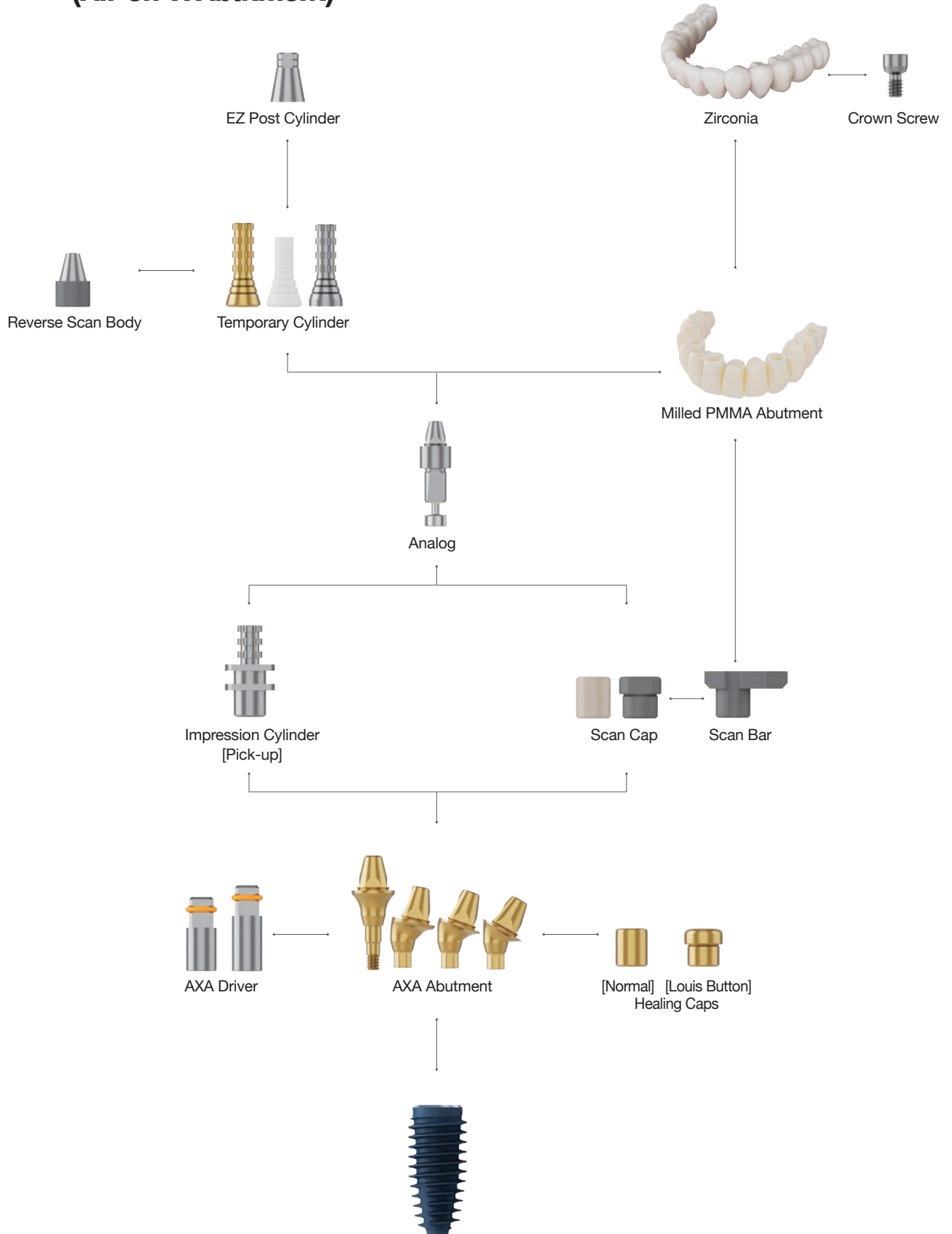


NEW

II. Abutment Level Prosthesis

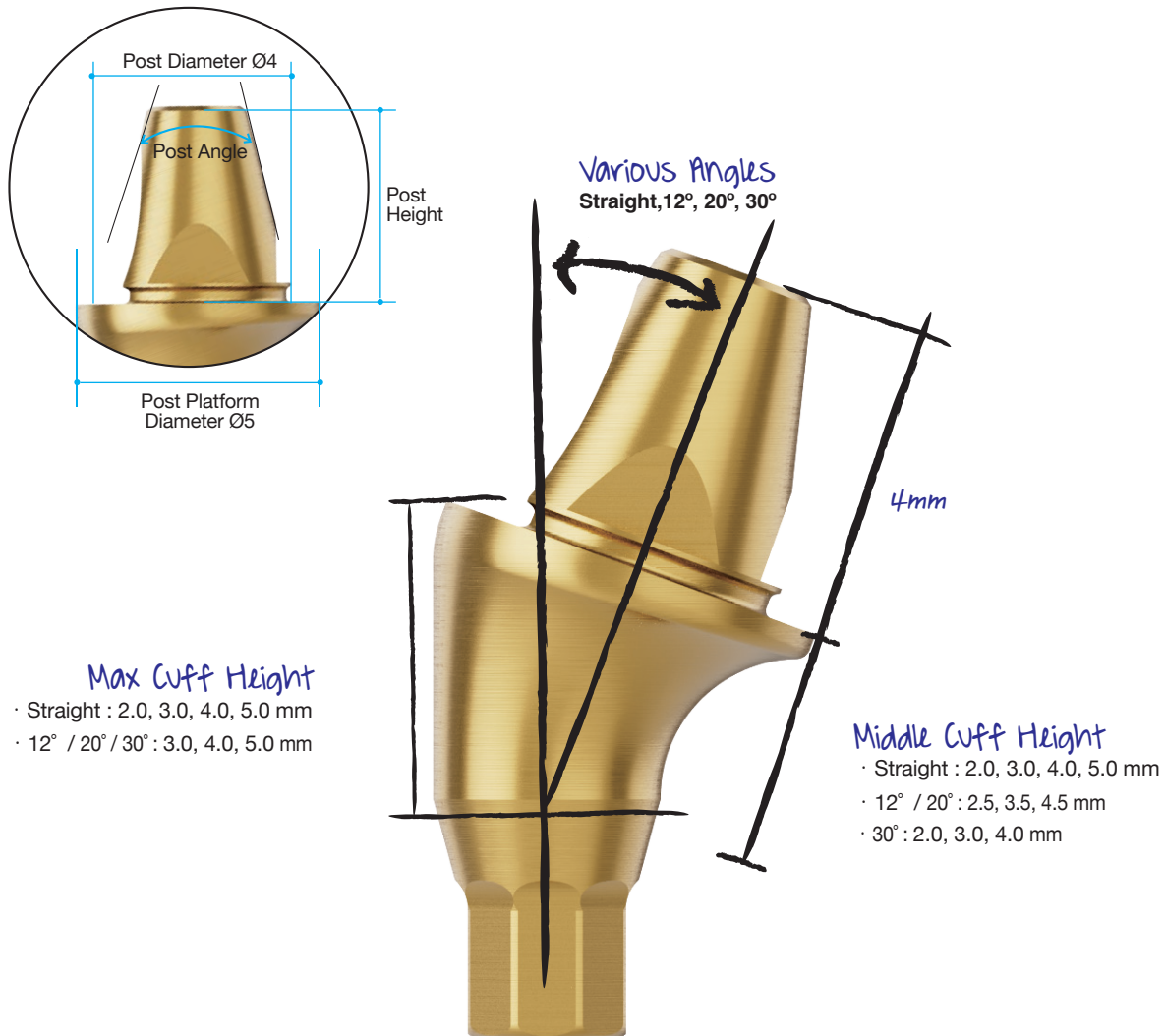
4. AXA Abutment & Components

(All-on-X Abutment)



►► AXA Abutment

New advanced design concept for All-on-X solution



Benefit

1. The post part is longer than the existing multi-unit abutment, so it can be stably connected with the prosthesis.
2. Cylinder screw loosening and strength has been developed (M1.4 → M1.6)
3. Performance improvement through optimized scan cap shape
4. Direct crown connection is possible through crown screw
5. Various prosthetic solutions available (CRP, SRP, SCRP, Bar denture)

➔ AXA Abutment & Components (Continued)

AXA Abutment (Straight)

- AXA Straight Carrier (AXAPC) included
- Use with AXA Driver
- Recommended torque: 35Ncm



NC

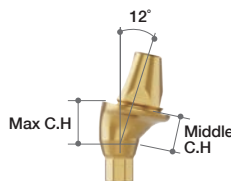
| Profile Diameter | Cuff Height (mm) | Ref.C |
|------------------|------------------|--------------|
| Ø5.0 | 2 | AXBDNS52400C |
| | 3 | AXBDNS53400C |
| | 4 | AXBDNS54400C |
| | 5 | AXBDNS55400C |

RC

| Profile Diameter | Cuff Height (mm) | Ref.C |
|------------------|------------------|--------------|
| Ø5.0 | 2 | AXBDRS52400C |
| | 3 | AXBDRS53400C |
| | 4 | AXBDRS54400C |
| | 5 | AXBDRS55400C |

AXA Abutment (12°)

- Abutment Screw (AXB DAS1603/AXB DAS1604/AXB DAS1605) included
- AXA Carrier (AXAC) included
- Recommended torque: 35Ncm



NC

| Cuff Height (mm) | | Type | Ref.C |
|------------------|-------------|------|---------------|
| Max Cuff | Middle Cuff | | |
| 3 | 2.5 | Octa | AXBDNS53410TC |
| 4 | 3.5 | | AXBDNS54410TC |
| 5 | 4.5 | | AXBDNS55410TC |

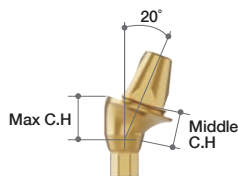


RC

| Cuff Height (mm) | | Type | Ref.C |
|------------------|-------------|------|---------------|
| Max Cuff | Middle Cuff | | |
| 3 | 2.5 | Octa | AXBDRS53410TC |
| 4 | 3.5 | | AXBDRS54410TC |
| 5 | 4.5 | | AXBDRS55410TC |


AXA Abutment (20°)

- Abutment Screw (AXB DAS1603/AXB DAS1604/AXB DAS1605) included
- AXA Carrier (AXAC) included
- Recommended torque: 35Ncm



NC

| Cuff Height (mm) | | Type | Ref.C |
|------------------|-------------|------|---------------|
| Max Cuff | Middle Cuff | | |
| 3 | 2.5 | Octa | AXBDNS53420TC |
| 4 | 3.5 | | AXBDNS54420TC |
| 5 | 4.5 | | AXBDNS55420TC |



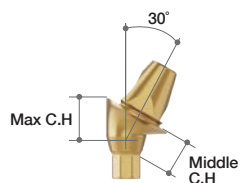
RC

| Cuff Height (mm) | | Type | Ref.C |
|------------------|-------------|------|---------------|
| Max Cuff | Middle Cuff | | |
| 3 | 2.5 | Octa | AXBDRS53420TC |
| 4 | 3.5 | | AXBDRS54420TC |
| 5 | 4.5 | | AXBDRS55420TC |

➔ AXA Abutment & Components (Continued)

AXA Abutment (30°)

- Abutment Screw (AXB DAS1603/AXB DAS1604/AXB DAS1605) included
- AXA Carrier (AXAC) included
- Recommended torque: 35Ncm



NC

| Cuff Height (mm) | | Type | Ref.C |
|------------------|-------------|------|--------------|
| Max Cuff | Middle Cuff | | |
| 3 | 2 | Octa | AXBDN53430TC |
| 4 | 3 | | AXBDN54430TC |
| 5 | 4 | | AXBDN55430TC |



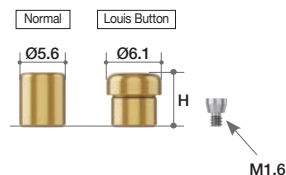
RC

| Cuff Height (mm) | | Type | Ref.C |
|------------------|-------------|------|--------------|
| Max Cuff | Middle Cuff | | |
| 3 | 2 | Octa | AXBDR53430TC |
| 4 | 3 | | AXBDR54430TC |
| 5 | 4 | | AXBDR55430TC |

Healing Cap

- Healing Cap Screw (AXHCS16) included
- The size of the Healing Cap is selected depending on the amount of soft tissue or type of restoration.
- Recommended torque : by Hand (5~8Ncm)

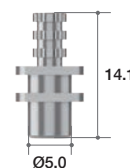
| Height (mm) | Type | Ref.C |
|-------------|--------------|------------|
| 6 | Normal | AXHCS504T |
| | Louis Button | AXHCLS504T |



Impression Cylinder (Pick-up)

- Guide Pin (AXGPP10) included
- Used when making impressions from the abutment level

| Height (mm) | Ref.C |
|-------------|-----------|
| 14.1 | AXICS504T |

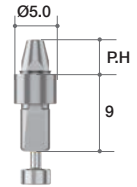


Analog

- Analog Screw (ALS18) included

- Used instead of Multi-unit Abutment in Working Model
- Used as RP Analog in 3D Printed Working Model

| Post Height (mm) | Ref.C |
|------------------|-----------|
| 4.0 | AXALS504T |




Temporary Cylinder

- Cylinder Screw (AXCS16) included

- Used when making Acrylic Provisional Restoration
- The groove of the Post Cylinder holds the resin strongly
- Back-up Screw Included
- Recommended Torque: 25Ncm

| Type | Ref.C |
|----------|------------|
| Standard | AXTCS504T |
| Plastic | AXTCSP504T |
| Click-on | AXTCS504CT |

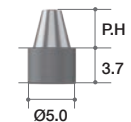


Reverse Scan

- Cylinder Screw (AXCS16) included

- For chairside / Labside
- Supporting Dental CAD
 - 3Shape / exocad / Dental Wings
- Recommended torque: by hand (5-8Ncm)

| Post Height (mm) | Ref.C |
|------------------|-----------|
| 4.0 | AXRSS504T |

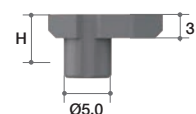


Scan Bar

- Cylinder Screw (AXCS16) included

- For chairside / Labside
- Supporting Dental CAD
 - 3Shape / exocad / Dental Wings
- Recommended torque: by hand (5-8Ncm)

| Height (mm) | Ref.C |
|-------------|-----------|
| 7.1 | AXSBS504T |

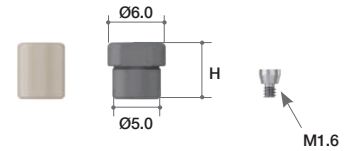


➡ AXA Abutment & Components

Scan Cap

- Healing Cap Screw (AXHCS16) included
- For chairside / Labside
- Supporting Dental CAD
 - 3Shape / exocad / Dental Wings
- Recommended torque: by hand (5~8Ncm)

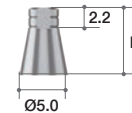
| Height (mm) | Ref.C |
|-------------|------------|
| 6 | AXSCSP504T |



EZ Post Cylinder

- Cylinder Screw (AXCS16) included
- Recommended torque: 25Ncm

| Height (mm) | Ref.C |
|-------------|-----------|
| 7 | AXEPCS504 |




AXA Driver

(Ratchet type)

- Use to torque straight type AXA Abutments.
- Pick-up available

| Length (mm) | Ref.C |
|-------------|-----------|
| 9 | MAXDR320S |
| 15 | MAXDR320L |



Torque Adapter

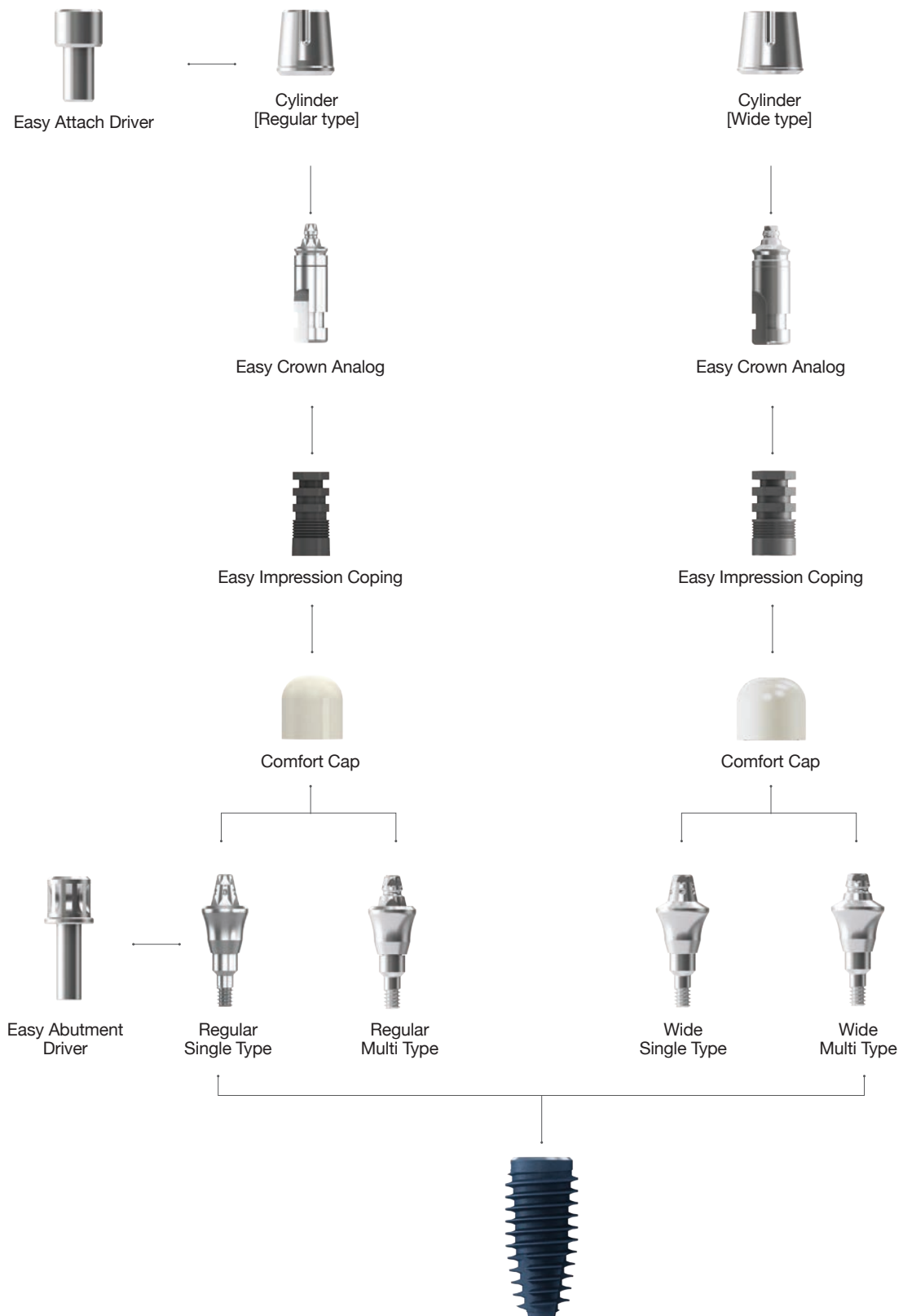
| Type | Ref.C |
|---------------------------------|----------|
| Torque Wrench Adapter (Ratchet) | *TTAR100 |



(*) Separate sales item


II. Abutment Level Prosthesis

5. EZ CROWN & Components



►► EZ CROWN

Imagine perfect prosthetics that can last a life-time!



New concept for implant prosthetics

EZ locking connection between spherical grooves of abutment & Zirconia ball-Nitinol spring of cylinder creates screw-less implant for optimal occlusion & esthetics

High retrievability

EZ locking connection uses elastic Nitinol spring & flexible abutment structure that can compensate up to 12.5°, allowing easy retrieval of prosthesis, convenient fixture repair & effective treatment of any peri-implant inflammation

No cement

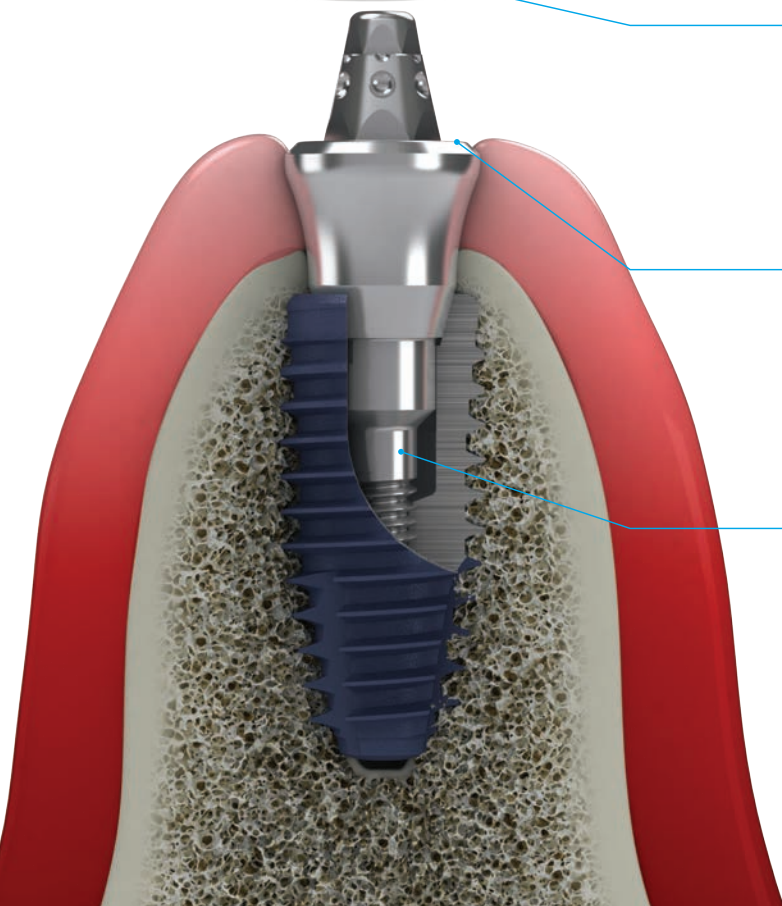
As EZ Crown abutment functions as convertible abutment, this allows all implant procedures to occur at gingival level, thereby improving the impression-taking, prosthesis fabrication & aftercare

New management & maintenance protocol

EZ Crown improves the entire treatment & aftercare process for both clinician & patient


Less sinking, less loosening

As the one-piece abutment is tightened into the fixture using a torque of 35N, this essentially eliminates the sinking problem inherent with an internal connection, while also safeguarding against screw loosening



Nitinol (shape-memory alloy) pan spring provides long-term retention

Nitinol (nickel/titanium alloy) is already widely used in aerospace & medical technology, and its special shape-memory characteristic ensures long-term retention of dental prosthetics.



EZ locking is more convenient for dental prosthetics

As shown in the table, EZ Crown is more flexible & convenient for all aspects of implant prosthetics.

| | EZ CROWN | IN-EXT | CEMENT-RETAINED | SCREW-RETAINED | SCRIP |
|------------------|-----------|-----------|-----------------|----------------|---------|
| Screw Hole | No | Yes | No | Yes | Yes |
| Cement removal | Easy | Difficult | Difficult | Easy | Easy |
| Aesthetics | Excellent | Poor | Excellent | Poor | Poor |
| Repair | Easy | Easy | Difficult | Easy | Easy |
| Connection Level | Gingiva | Gingiva | Fixture | Fixture | Fixture |
| LOAD | Low | Low | High | High | High |
| Screw Loosening | Low | Low | High | High | High |
| Retrievability | Very Easy | Easy | Difficult | Easy | Easy |

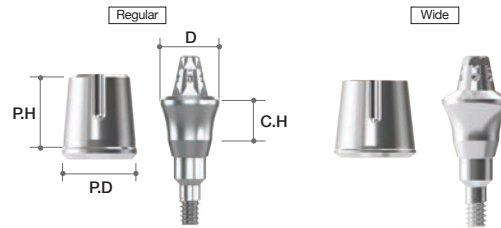
Only abutment-level impression... No impression coping or scan abutment

Another benefit of EZ Crown is easy impression work, just a normal impression - no impression coping or scan abutment – so less effort & shorter chair-time.



➔ Abutment Option

Abutment

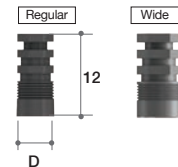


| System | Profile Diameter | Cuff Height (mm) | Post Height (mm) | Ref. C | | |
|---------------------|-------------------|------------------|------------------|----------|------------|-----------|
| | | | | Single | Bridge | |
| BLUEDIAMOND IMPLANT | Regular (Ø 5.2) | 3.8 | 5.0 | 1.0 | IS521038BR | I521038BR |
| | | | | 2.0 | IS521050BR | I521050BR |
| | | | | 3.0 | IS521065BR | I521065BR |
| | | | | 4.0 | IS522038BR | I522038BR |
| | | | | 5.0 | IS522050BR | I522050BR |
| | | 5.0 | | 1.0 | IS522065BR | I522065BR |
| | | | | 2.0 | IS523038BR | I523038BR |
| | | | | 3.0 | IS523050BR | I523050BR |
| | | | | 4.0 | IS523065BR | I523065BR |
| | | | | 5.0 | IS524038BR | I524038BR |
| | Wide Type (Ø 6.0) | 3.8 | 5.0 | 1.0 | IS524050BR | I524050BR |
| | | | | 2.0 | IS524065BR | I524065BR |
| | | | | 3.0 | IS525038BR | I525038BR |
| | | | | 4.0 | IS525050BR | I525050BR |
| | | | | 5.0 | IS525065BR | I525065BR |
| | | 5.0 | | 1.0 | IS60138BR | I60138BR |
| | | | | 2.0 | IS60238BR | I60238BR |
| | | | | 3.0 | IS60338BR | I60338BR |
| | | | | 4.0 | IS60438BR | I60438BR |
| | | | | 5.0 | IS60538BR | I60538BR |
| 5.0 | 5.0 | 1.0 | IS60150BR | I60150BR | | |
| | | 2.0 | IS60250BR | I60250BR | | |
| | | 3.0 | IS60350BR | I60350BR | | |
| | | 4.0 | IS60450BR | I60450BR | | |
| | | 5.0 | IS60550BR | I60550BR | | |

➔ Components for EZ CROWN

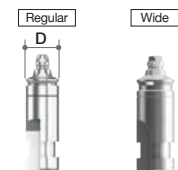
Impression Coping

| Diameter | Type | Ref.C |
|----------|---------|-------|
| Ø4.8 | Regular | EIC |
| Ø5.5 | Wide | EIC-W |




Easy Crown Analog

| Diameter | Type | Ref.C |
|----------|---------|-------|
| Ø4.5 | Regular | ECL |
| Ø4.95 | Wide | ECL-W |



Comfort Cap

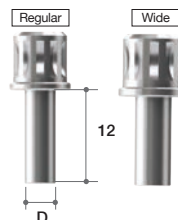
| Diameter | Type | Ref.C |
|----------|---------|-------|
| Ø5.0 | Regular | ECH |
| Ø6.0 | Wide | ECH-W |



Easy Abutment Driver

- For connecting abutment

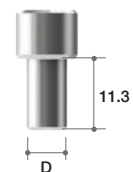
| Diameter | Type | Ref.C |
|----------|---------|-------|
| Ø4.0 | Regular | EAD |
| Ø4.1 | Wide | EAD-W |



Easy Attach Driver

- For engaging & placing cylinderr

| Diameter | Type | Ref.C |
|----------|---------|--------|
| Ø6.5 | Regular | EAAD |
| Ø7.9 | Wide | EAAD-W |



Easy Removal Driver

- For cylinder retrieval

| Length(mm) | Ref.C |
|------------|-------|
| 12 | EARD |




Instrument Set

- Abutment Driver + Cylinder Driver + Retrieval Driver

| Ref.C |
|--------------|
| EZC-AB-CY-RE |



▶▶ How to use EZ CROWN



Connect Attach Driver to EZ Crown Abutment-Cylinder set



Connect the EZ Crown Abutment-Cylinder set to fixture using Attach Driver (by hand)



After basic tightening, remove Cylinder from EZ Crown Abutment using Remove Driver



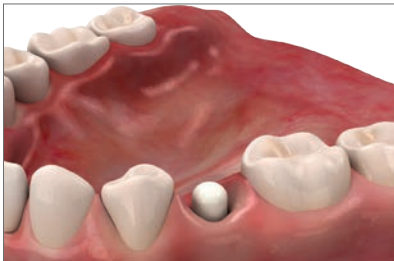
Finally tighten EZ Crown Abutment to fixture using torque wrench & Abutment Driver (35N)



Re-connect Cylinder to EZ Crown Abutment & take an impression on cylinder level



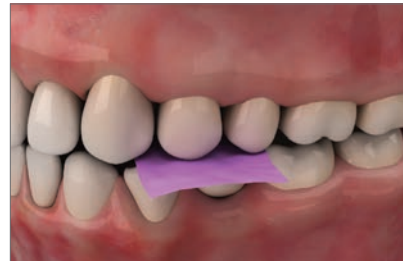
Remove Cylinder from EZ Crown Abutment using Remove Driver



Connect Healing Cap to EZ Crown Abutment, then send Cylinder & impression model to Dental Lab



Final Crown & Cylinder




Re-tighten Cylinder & final crown to EZ Crown Abutment, then check occlusion



Remove Cylinder from EZ Crown Abutment using Remove Driver



Cylinder & final crown cementation



Remove excess cement



Final prosthesis

III. Overdenture Prosthesis

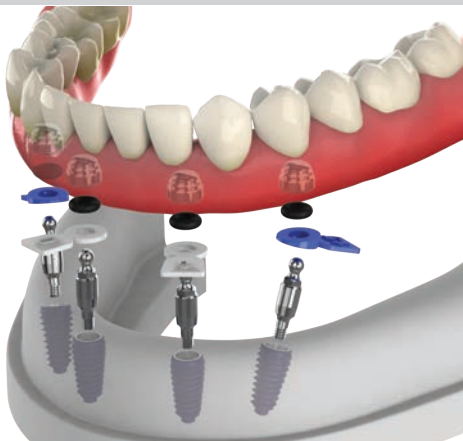
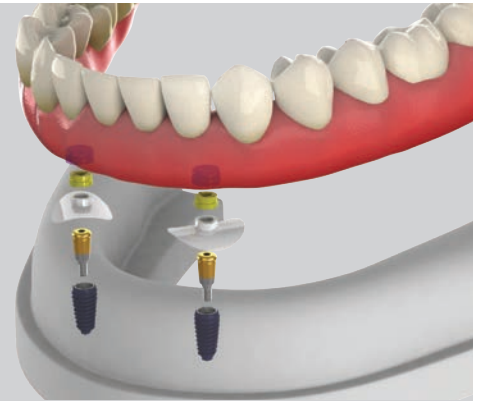
1. MegaGen Overdenture System

Meg-Loc

Compatible with products L & K, excellent functionality, & incomparable price!

Combination of Titanium housing and Pekkton (reinforced plastic) creates low water solubility and higher wear resistance and durability than other existing products.

Retention insert offers wide range of retention forces (600gf, 1200gf, 1800gf) to suit each patient, resulting in high level of satisfaction for both patient and dentist. Strong physical properties of Pekkton and insert gap increase elasticity, so that insert does not tear or break unlike conventional nylon products, thereby ensuring strong retention and longer life.



Meg-Ball

Smallest housing, retentive ring with longer life!
Even when the implant angle is not parallel, a stable denture can still be produced!

Compatible with other products with Ø2.25 head size, minimized patient inconvenience due to small-size housing, simpler to arrange artificial teeth as space occupied by denture is reduced, and easier to maintain than other systems.

Retentive ring has a high elasticity, abrasion resistance, and durability, thereby doubling the length of life when compared to a silicone O-ring and guaranteeing a longer life than NBR products.

Positioner (0/5/10/15 degrees) maintains parallel housing direction, even with distorted implant placement angle, ensuring denture stability.

Meg-Magnet

Designed to maintain stable & sufficient magnetic force!
Completely blocks bursts & corrosion resistant!

Structure is connected with abutment using magnetic force, which is feasible even with insufficient bone volume or poor bone quality

Easy to attach and detach, and minimal inflammation.

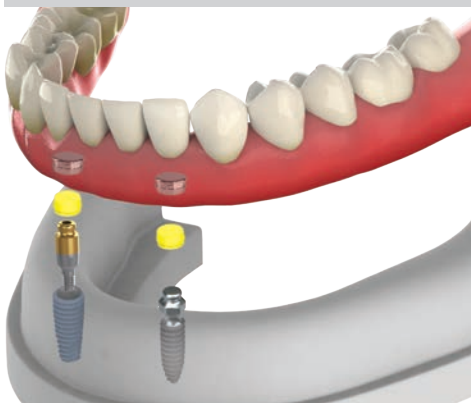
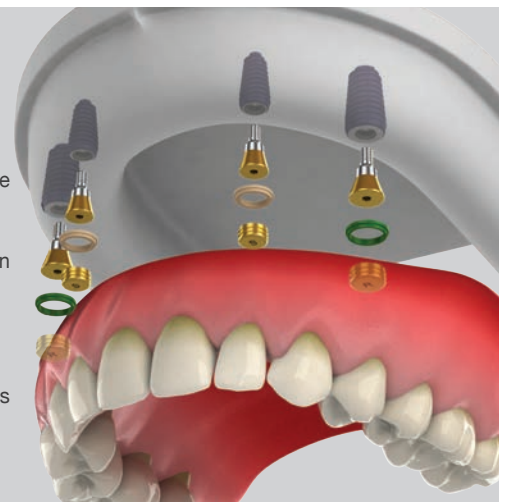
Magnet of Ø4.5 & Ø5.0 is compatible with other products, and laser marking on upper part makes it easy to distinguish between up and down.

Sufficient magnetic force ensures stable retention

Laser sealing blocks any bursting phenomenon.

TiN coating provides corrosion resistance.

Positioner (small & regular) prevents magnet from slipping in the mouth and stops any flow of impression materials under the abutment.



Meg-Rhein

Can compensate for tilted implant placement angle up to 50°

Combined head and housing structure is smallest on the market.

Retentive cap is based on Italian technology and has uniform physical properties. Various retention forces (600gf, 1200gf, 1800gf, 2700gf) classified by color can be selected according to each patient.

Dynamic housing with double structure enables tilting to 25° angle, allowing stable denture even when with distorted implant placement angle.

III. Overdenture Prosthesis

2. Meg-Loc Abutment & Components



Meg-Loc Metal Housing set



Block-out Spacer



Meg-Loc Abutment



►► Meg-Loc Overdenture System

Advantages

Easy compatibility

Compatible with Product L & Product K (same specifications)

Better abrasion resistance & durability

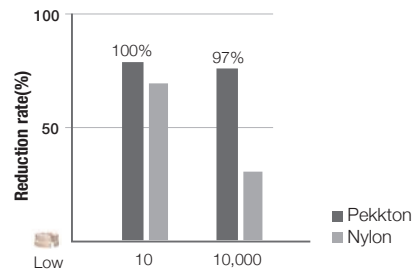
Combination of titanium housing & reinforced plastic (Pekkton) provides low water solubility & high resistance, making it superior in abrasion resistance & durability compared to existing products.

Water Sorption Test

| Property | Meg-Loc (Pekkton) | Product L | Unit |
|----------------|-------------------|-----------|--------------------|
| Water Sorption | 8.7 | 93.5 | µg/mm ² |

Stronger retention & longer life

Strong physical properties of Pekkton & gap in insert increase elasticity, preventing insert from being torn or broken, unlike existing nylon products, even with mismatched angles when attaching & removing denture.



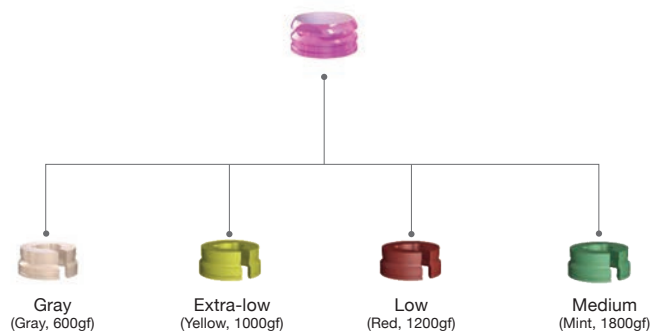
Easy to use

High resistance to plaque & easy cleaning
Easy replacement of retention insert

Tilting Angle



Various Retentive Caps for Meg-Loc



➔ Meg-Loc Overdenture System

Meg-Loc Abutment

- Angle compensation for one side 20° (both sides 40 °)
- Gently rounded shape
- Compatible with 1.2 Hex Driver
- Recommend torque : 35Ncm



NC

| Cuff Height (mm) | Ref.C |
|------------------|----------|
| 0 | MLARON00 |
| 1.0 | MLARON01 |
| 2.0 | MLARON02 |
| 3.0 | MLARON03 |
| 4.0 | MLARON04 |
| 5.0 | MLARON05 |
| 6.0 | MLARON06 |
| 7.0 | MLARON07 |

RC

| Cuff Height (mm) | Ref.C |
|------------------|----------|
| 0 | MLAROR00 |
| 1.0 | MLAROR01 |
| 2.0 | MLAROR02 |
| 3.0 | MLAROR03 |
| 4.0 | MLAROR04 |
| 5.0 | MLAROR05 |
| 6.0 | MLAROR06 |
| 7.0 | MLAROR07 |

Meg-Loc Package

- 1 Meg-Loc Abutment

* Following package items are delivered with San DreMetto Korea packaging.

- 1 Titanium Housing
- 1 Block Out Spacer
- 4 Pekkton Retention Inserts (Gray-600gf(for lab), Yellow-1000gf, Red-1200gf, Mint-1800gf)



NC

| Cuff Height (mm) | Ref.C |
|------------------|-----------|
| 0 | MLARON00P |
| 1.0 | MLARON01P |
| 2.0 | MLARON02P |
| 3.0 | MLARON03P |
| 4.0 | MLARON04P |
| 5.0 | MLARON05P |
| 6.0 | MLARON06P |
| 7.0 | MLARON07P |

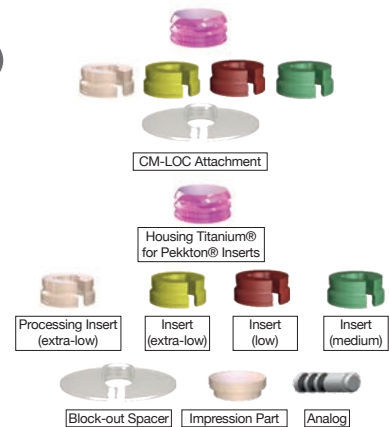


RC

| Cuff Height (mm) | Ref.C |
|------------------|-----------|
| 0 | MLAROR00P |
| 1.0 | MLAROR01P |
| 2.0 | MLAROR02P |
| 3.0 | MLAROR03P |
| 4.0 | MLAROR04P |
| 5.0 | MLAROR05P |
| 6.0 | MLAROR06P |
| 7.0 | MLAROR07P |

Meg-Loc Attachment

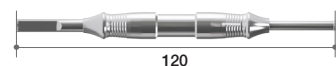
| Description | QTY | Ref.C |
|--|-----|-----------|
| CM-LOC Attachment | SET | CM-LOC |
| Housing Titanium® for Pekkton® Inserts | 4EA | CM-LOC-TP |
| Processing Insert (extra-low) | 4EA | CM-LOC-PI |
| Insert (extra-low) | 4EA | CM-LOC-EL |
| Insert (low) | 4EA | CM-LOC-L |
| Insert (medium) | 4EA | CM-LOC-M |
| Block-out Spacer | 4EA | CM-LOC-BS |
| Impression Part | 4EA | CM-LOC-IP |
| Analog | 4EA | CM-LOC-AN |



Multi Tool

- Retention insert & Remove Tool

| Ref.C |
|-------|
| MLMT |



III. Overdenture Prosthesis

3. Meg-Ball Abutment & Components



►► Meg-Ball Overdenture System

Advantages

Easy compatibility



Ø2.25 head size for easy compatibility with other products

Smallest Housing



Metal Housing

Small housing minimizes patient inconvenience, facilitates arrangement of artificial teeth by reducing space occupied by denture, & easier to maintain than other systems

Double length of life

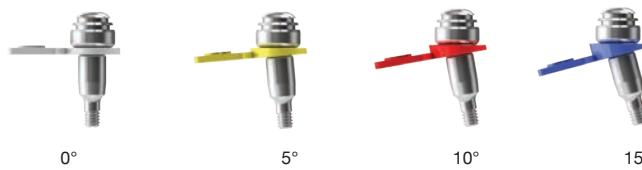


Retentive Ring

High elasticity, abrasion resistance, & durability provide double length of life when compared with silicone O-ring & guaranteed longer life than NBR products

Stable denture even with mismatching implant placement angles

Positioner (0/5/10/15 degrees) maintains parallel housing direction even when angles of implant placement are mismatched, ensuring denture stability



Tilting Angle



➔ Meg-Ball Overdenture System

Meg-Ball Abutment

- Angle compensation for one side 15° (both sides 30°)
- Ø2.25 Ball shape
- Recommend torque : 35Ncm



NC

| Cuff Height (mm) | Ref.C |
|------------------|----------|
| 0 | MBARON00 |
| 1.0 | MBARON10 |
| 2.0 | MBARON20 |
| 3.0 | MBARON30 |
| 4.0 | MBARON40 |
| 5.0 | MBARON50 |
| 6.0 | MBARON60 |
| 7.0 | MBARON70 |

RC

| Cuff Height (mm) | Ref.C |
|------------------|----------|
| 0 | MBAROR00 |
| 1.0 | MBAROR10 |
| 2.0 | MBAROR20 |
| 3.0 | MBAROR30 |
| 4.0 | MBAROR40 |
| 5.0 | MBAROR50 |
| 6.0 | MBAROR60 |
| 7.0 | MBAROR70 |

Meg-Ball Package

- Composed of Meg-Ball Abutment/ Metal Housing Set/ Housing Positioner (0°,5°,10°,15°)



NC

| Cuff Height (mm) | Ref.C |
|------------------|-----------|
| 0 | MBARON00P |
| 1.0 | MBARON10P |
| 2.0 | MBARON20P |
| 3.0 | MBARON30P |
| 4.0 | MBARON40P |
| 5.0 | MBARON50P |
| 6.0 | MBARON60P |
| 7.0 | MBARON70P |



RC

| Cuff Height (mm) | Ref.C |
|------------------|-----------|
| 0 | MBAROR00P |
| 1.0 | MBAROR10P |
| 2.0 | MBAROR20P |
| 3.0 | MBAROR30P |
| 4.0 | MBAROR40P |
| 5.0 | MBAROR50P |
| 6.0 | MBAROR60P |
| 7.0 | MBAROR70P |

Meg-Ball Metal Housing Set

- 1 Metal Housing
- 1 Retentive Ring

| Ref.C |
|-------|
| MBHR |



Retentive Ring Set

| Quantity | Ref.C |
|----------|-------|
| 5 | MBR5 |
| 10 | MBR10 |



Ball Driver

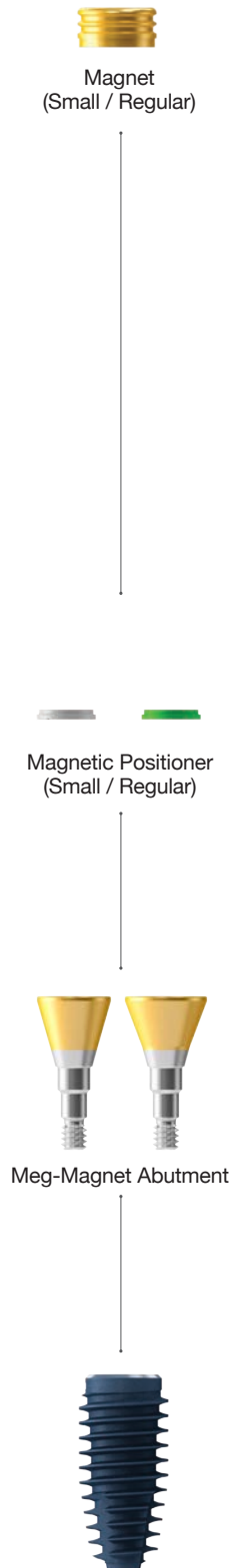
- For seating Ball Abutment in fixture
- Connects to Handpiece, Ratchet or Torque Wrench

| Type | Ref.c |
|----------------------|---------|
| Torque Driver(Short) | TBT250S |
| Torque Driver(Long) | TBT250L |











III. Overdenture Prosthesis

4. Meg-Magnet Abutment & Components



►► Meg-Magnet Overdenture System

| | |
|--|--|
| <p>Advantages</p> <p>Easy to apply for elderly or disabled patients</p> <p>Designed for maximum magnetic efficiency & durability</p> <p>Outstanding retention</p> <ul style="list-style-type: none"> - Blocks bursting - Corrosion resistant - Abrasion resistant <p>Easy identification of up & down via laser</p> <p>No slippage of magnet</p> | <p>Applicable with insufficient bone volume & poor bone quality Easy to attach & detach Unlikely to cause inflammation</p> <p>Sufficient magnetic force (450gf, 650gf) to ensure stable retention Laser sealing blocks any bursting phenomenon</p> <p>TiN coating provides corrosion resistance Over 0.1mm thickness at contact with attachment to ensure wear resistance</p>  <p>Ø4.5 & Ø5.0 magnets are compatible with other products Laser markings on upper side for easy identification of up & down</p> <div style="display: flex; justify-content: space-around; align-items: center;"> <div style="text-align: center;">  <p>S</p> </div> <div style="text-align: center;">  <p>R</p> </div> </div> <p>Positioner (small & regular) prevents magnet from slipping in mouth & stops any flow of impression materials under abutment</p> <div style="display: flex; justify-content: space-around; align-items: center;"> <div style="text-align: center;"> <p>Small</p>  <p>Ø4.5 (350~450gf)</p> </div> <div style="text-align: center;"> <p>Regular</p>  <p>Ø5.0 (550~650gf)</p> </div> </div> |
| <p>Meg-Magnet Components</p> | <div style="display: flex; justify-content: space-around; align-items: center;"> <div style="text-align: center;"> <p>Ø4.5(Small)</p>  </div> <div style="text-align: center;"> <p>Ø5.0(Regular)</p>  </div> </div> <div style="text-align: center; margin-top: 20px;">  </div> |

➔ Meg-Magnet Overdenture System

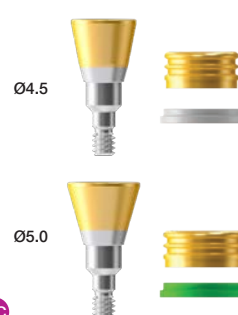

Meg-Magnet Abutment

- Use with 1.2 Hex Driver

• Recommend torque : 35Ncm



| Profile Diameter | Cuff Height (mm) | Ref.C | NC | | | RC | | |
|------------------|------------------|-----------|------------------|------------------|-----------|------------------|------------------|-------|
| | | | Profile Diameter | Cuff Height (mm) | Ref.C | Profile Diameter | Cuff Height (mm) | Ref.C |
| Ø4.5 | 0 | MMARON400 | Ø4.5 | 0 | MMAROR400 | | | |
| | 1.0 | MMARON410 | | 1.0 | MMAROR410 | | | |
| | 2.0 | MMARON420 | | 2.0 | MMAROR420 | | | |
| | 3.0 | MMARON430 | | 3.0 | MMAROR430 | | | |
| | 4.0 | MMARON440 | | 4.0 | MMAROR440 | | | |
| | 5.0 | MMARON450 | | 5.0 | MMAROR450 | | | |
| | 6.0 | MMARON460 | | 6.0 | MMAROR460 | | | |
| Ø5.0 | 7.0 | MMARON470 | Ø5.0 | 7.0 | MMAROR470 | | | |
| | 0 | MMARON500 | | 0 | MMAROR500 | | | |
| | 1.0 | MMARON510 | | 1.0 | MMAROR510 | | | |
| | 2.0 | MMARON520 | | 2.0 | MMAROR520 | | | |
| | 3.0 | MMARON530 | | 3.0 | MMAROR530 | | | |
| | 4.0 | MMARON540 | | 4.0 | MMAROR540 | | | |
| | 5.0 | MMARON550 | | 5.0 | MMAROR550 | | | |
| | 6.0 | MMARON560 | | 6.0 | MMAROR560 | | | |
| | 7.0 | MMARON570 | | 7.0 | MMAROR570 | | | |



Meg-Magnet Package

- 1 Meg-Magnet Abutment
- 1 Magnet (Ø4.5-S, Ø5.0-R)
- 1 Magnetic Positioner

*Cautions!

[Magnetic Positioners]

- Use according to standard
- : Small(White)/ Regular(Green)
- Do not reuse


[Magnets]

- Do not heat above 70°C
- : Magnetism is lost at high temperatures
- : For sterilization, use alcohol disinfection, not autoclave
- Remove if taking MRI.
- Avoid direct contact between magnets during procedure
- : Separation difficulties due to attraction forces

| Profile Diameter | Cuff Height (mm) | Ref.C | NC | | | RC | | |
|------------------|------------------|------------|------------------|------------------|------------|------------------|------------------|-------|
| | | | Profile Diameter | Cuff Height (mm) | Ref.C | Profile Diameter | Cuff Height (mm) | Ref.C |
| Ø4.5 | 0 | MMARON400P | Ø4.5 | 0 | MMAROR400P | | | |
| | 1.0 | MMARON410P | | 1.0 | MMAROR410P | | | |
| | 2.0 | MMARON420P | | 2.0 | MMAROR420P | | | |
| | 3.0 | MMARON430P | | 3.0 | MMAROR430P | | | |
| | 4.0 | MMARON440P | | 4.0 | MMAROR440P | | | |
| | 5.0 | MMARON450P | | 5.0 | MMAROR450P | | | |
| | 6.0 | MMARON460P | | 6.0 | MMAROR460P | | | |
| Ø5.0 | 7.0 | MMARON470P | Ø5.0 | 7.0 | MMAROR470P | | | |
| | 0 | MMARON500P | | 0 | MMAROR500P | | | |
| | 1.0 | MMARON510P | | 1.0 | MMAROR510P | | | |
| | 2.0 | MMARON520P | | 2.0 | MMAROR520P | | | |
| | 3.0 | MMARON530P | | 3.0 | MMAROR530P | | | |
| | 4.0 | MMARON540P | | 4.0 | MMAROR540P | | | |
| | 5.0 | MMARON550P | | 5.0 | MMAROR550P | | | |
| | 6.0 | MMARON560P | | 6.0 | MMAROR560P | | | |
| | 7.0 | MMARON570P | | 7.0 | MMAROR570P | | | |

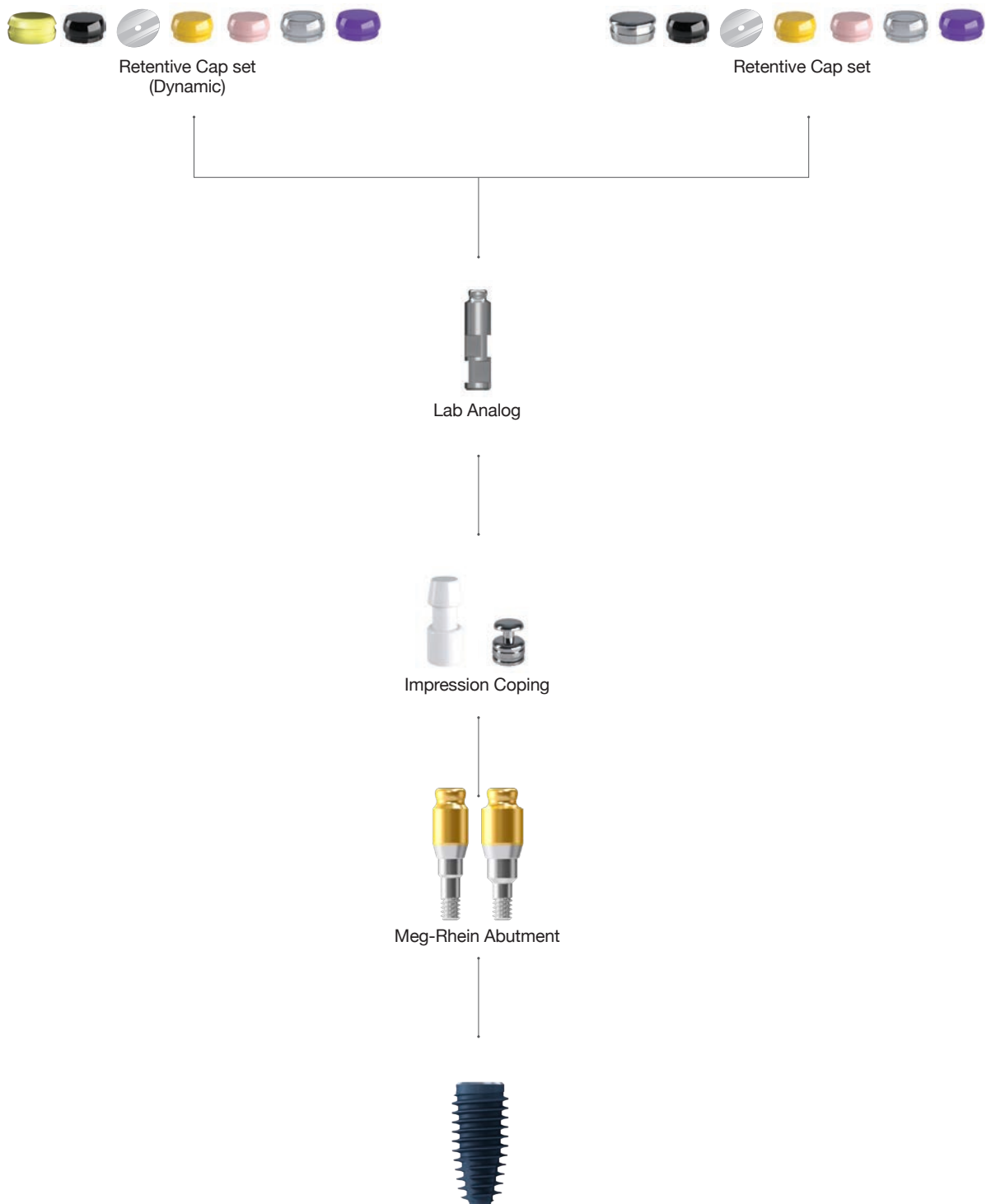
Meg-Magnet Attachment Set

| Size | Ref.C |
|---------|-------|
| Small | MA402 |
| Regular | MA502 |



III. Overdenture Prosthesis

5. Meg-Rhein Abutment & Components



➔ Meg-Rhein Overdenture System

Meg-Rhein Overdenture System

(Dynamic)

- 1 Meg-Rhein Abutment
- 1 Plastic Impression Coping
- 1 Stainless Steel Housing (Dynamic) & Black-Lab
- 1 Protective Disk
- 4 Retentive Caps (Yellow-0.6kgf, Pink-1.2kgf, White-1.8kgf, Violet-2.7kgf)

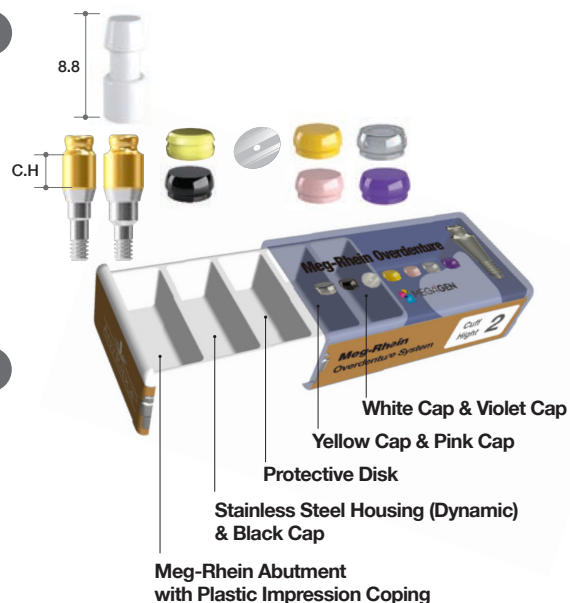
- Perfect compatibility with the Rhein83 from Italy.
- Recommend torque : 35Ncm.

NC

| Cuff Height (mm) | Ref.C |
|------------------|-----------|
| 0 | ARODN00PA |
| 1.0 | ARODN01PA |
| 2.0 | ARODN02PA |
| 3.0 | ARODN03PA |
| 4.0 | ARODN04PA |
| 5.0 | ARODN05PA |
| 6.0 | ARODN06PA |

RC

| Cuff Height (mm) | Ref.C |
|------------------|-----------|
| 0 | ARODR00PA |
| 1.0 | ARODR01PA |
| 2.0 | ARODR02PA |
| 3.0 | ARODR03PA |
| 4.0 | ARODR04PA |
| 5.0 | ARODR05PA |
| 6.0 | ARODR06PA |



Meg-Rhein Overdenture System

(Normal)

- 1 Meg-Rhein Abutment
- 1 Plastic Impression Coping
- 1 Stainless Steel Housing
- 1 Protective Disk
- 5 Retentive Caps (Black-Lab, Yellow-0.6kgf, Pink-1.2kgf, White-1.8kgf, Violet-2.7kgf)

- Perfect compatibility with the Rhein83 from Italy.
- Recommend torque : 35Ncm.

NC

| Cuff Height (mm) | Ref.C |
|------------------|----------|
| 0 | ARODN00P |
| 1.0 | ARODN01P |
| 2.0 | ARODN02P |
| 3.0 | ARODN03P |
| 4.0 | ARODN04P |
| 5.0 | ARODN05P |
| 6.0 | ARODN06P |


RC

| Cuff Height (mm) | Ref.C |
|------------------|----------|
| 0 | ARODR00P |
| 1.0 | ARODR01P |
| 2.0 | ARODR02P |
| 3.0 | ARODR03P |
| 4.0 | ARODR04P |
| 5.0 | ARODR05P |
| 6.0 | ARODR06P |



►► Overdenture System

Advantages


Small & Easy-to-Use Housing System 

Tilting Angle

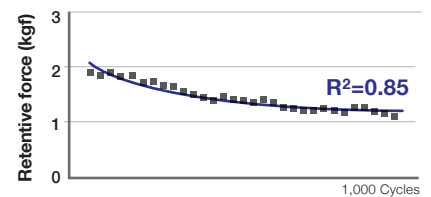
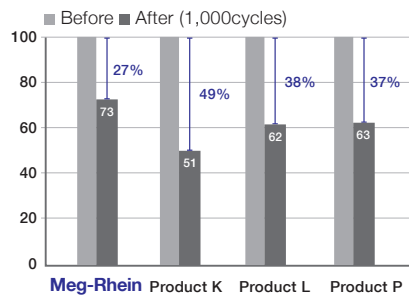


Various Retentive Caps of the Meg-Rhein

Low Reduction Rate & Uniform Variance of Retentive Force

Normal



Dynamic

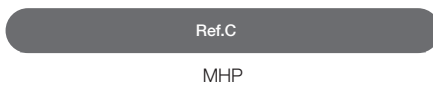


R^2 (Coefficient of determination) becomes more reliable when it is close to "1".

➔ Components for Meg-Rhein Abutment (Continued)

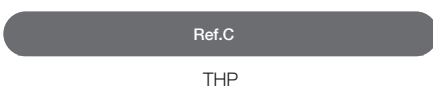
Stainless Steel Housing

- 5ea/pack



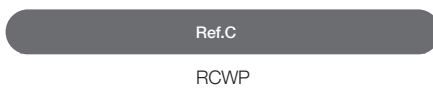
Stainless Steel Housing (Dynamic)

- 5ea/pack



Retentive Caps (White)

- White cap(1.8kgf) - For refill (5ea/pack).
- Can be used for more retentive force following pink cap(1.2kgf).



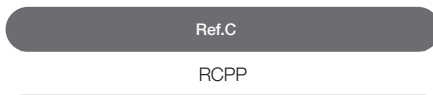
Retentive Caps (Violet)

- Violet cap(2.7kgf) - For refill (5ea/pack).
- Can be used for more retentive force following white cap(1.8kgf).



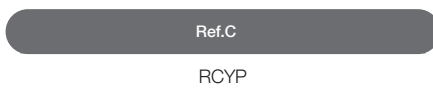
Retentive Caps (Pink)

- Pink cap(1.2kgf) - For refill (5ea/pack).



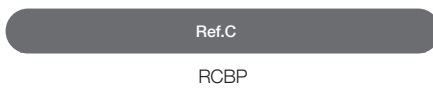
Retentive Caps (Yellow)

- Yellow cap(0.6kgf) - For refill (5ea/pack).



Retentive Caps (Black)

- For laboratory



Stainless Impression Coping (Pick-Up)

- 2ea/pack.
- Italy - Rhein 83 products.
- For accurate (pick-up type) impression.
- Metal with groove design to prevent from swaying.

Ref.C
044CAIN



Lab Analog

Ref.C
PLA



Caps and Clips Extractor tool

- Retentive Cap removal tool.


Ref.C
491EC



Retentive Cap Insertion Tool

- Retentive Cap insertion tool.

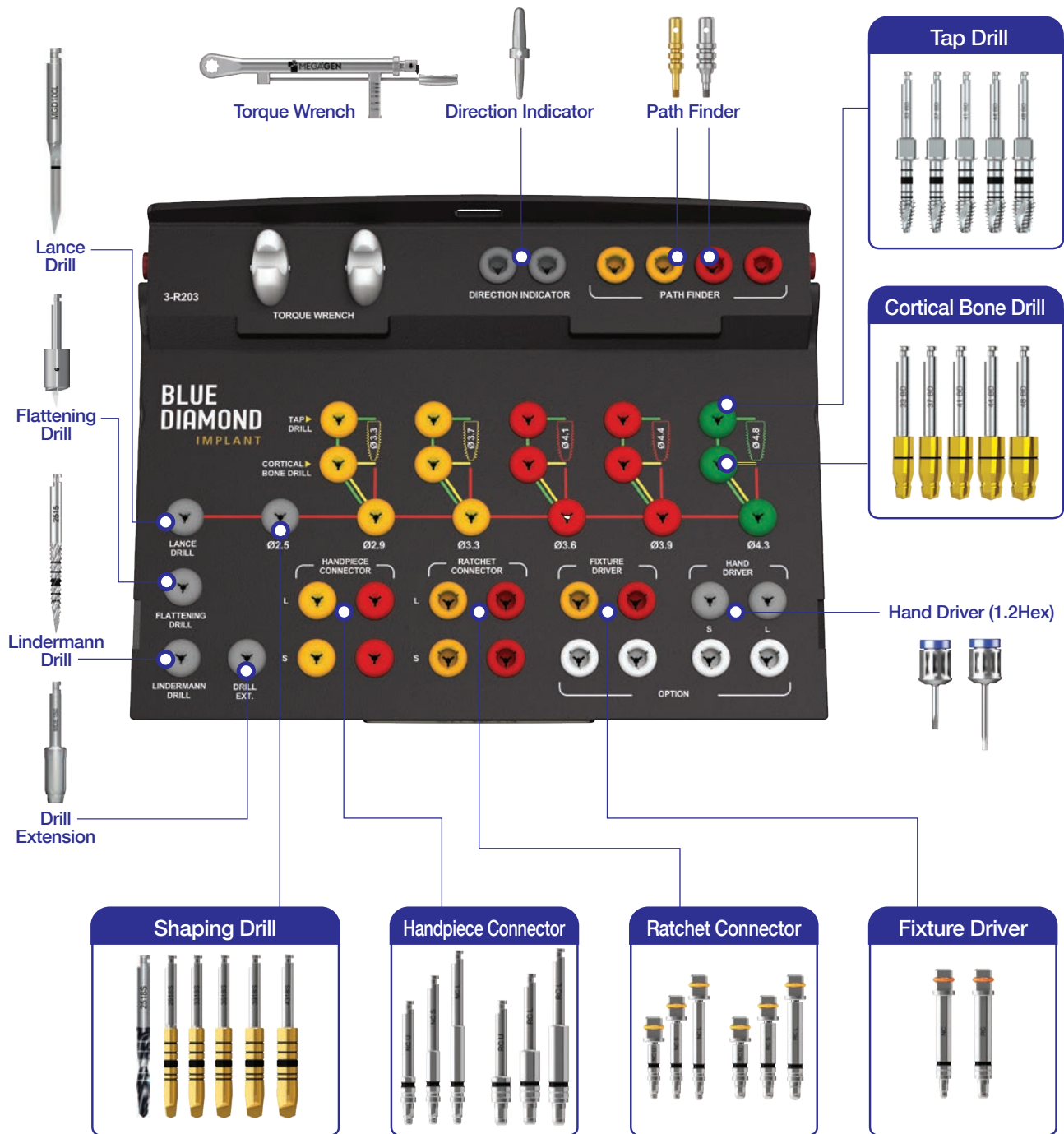
Ref.C
085IAC



BLUEDIAMOND IMPLANT Kit


I. Surgical Kit: Standard Type

Ref.C
KAR03003



I. Surgical Kit: Full Type

Ref.C
KARO3001



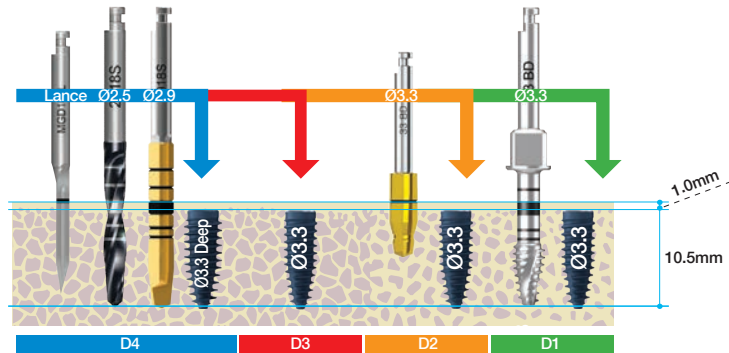
▶▶ Drilling Protocols (Continued)

- BLUEDIAMOND® implants achieve optimum initial stability when used with a guided drilling sequence
- BLUEDIAMOND implants should be placed 1mm sub-crestal
- 0.5 ~1mm sub-crestal placement has been proven to show a better crestal bone response

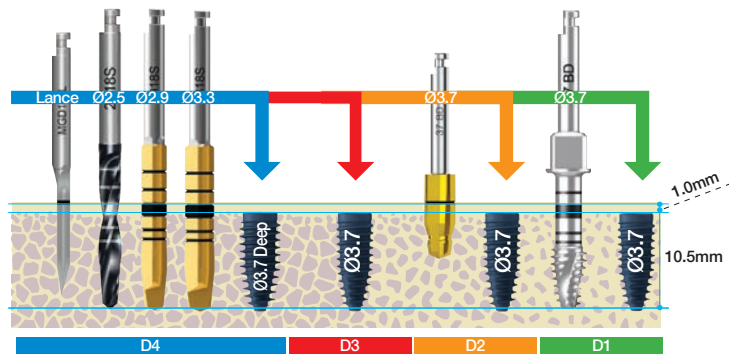
| | Flattening Drill | Lance | Shaping Drills | | | | | | Cortical Bone Drills | | | | | Tap Drills | | | | | Stopper Drills | | | | | |
|---------|------------------|----------|----------------|------|------|------|------|------|----------------------|------|------|------|------|------------|------|------|------|----------|----------------|------|------|------|------|------|
| | Ø5.0 / Ø2.0 | Ø2.0 | Ø2.5 | Ø2.9 | Ø3.3 | Ø3.6 | Ø3.9 | Ø4.3 | Ø3.6 | Ø4.0 | Ø4.4 | Ø4.7 | Ø5.0 | Ø3.3 | Ø3.7 | Ø4.1 | Ø4.4 | Ø4.8 | Ø2.5 | Ø2.9 | Ø3.3 | Ø3.6 | Ø3.9 | Ø4.3 |
| rpm max | 400-600 | 800-1000 | | | | | | 300 | | | | | 15 | | | | | 800-1000 | | | | | | |

Standard Type
Full Type

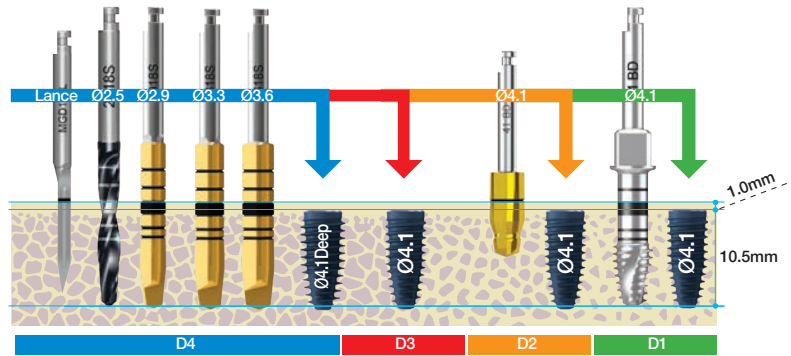
Ø3.3 Fixture Drilling Sequence



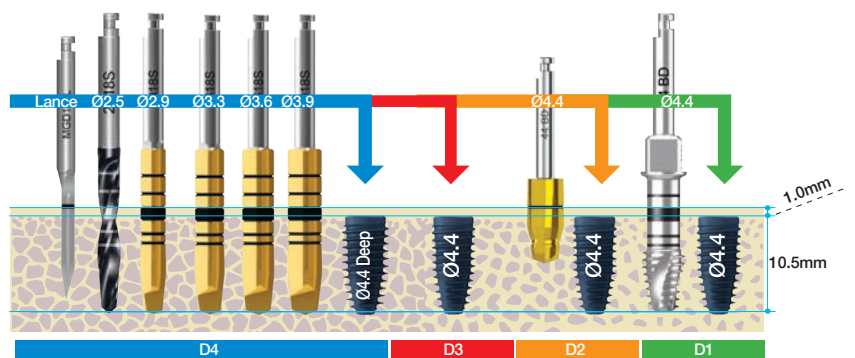
Ø3.7 Fixture Drilling Sequence



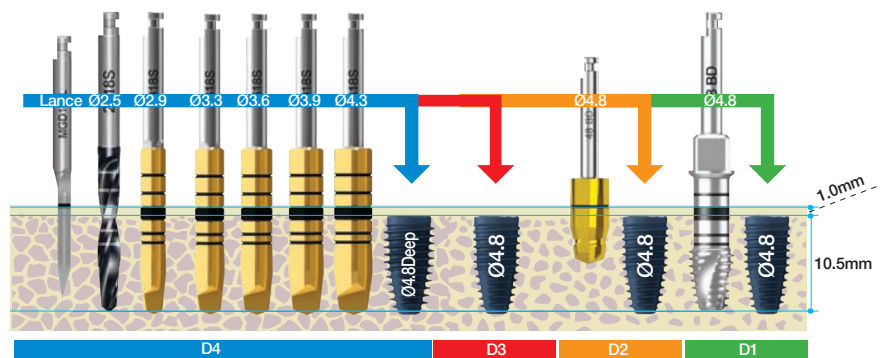
Ø4.1 Fixture Drilling Sequence



Ø4.4 Fixture Drilling Sequence



Ø4.8 Fixture Drilling Sequence




➔ Surgical Kit Component (Continued)

Lance Drill

- Use to make indentation in cortical bone to confirm exact drilling location

| Diameter | Type | Ref.C |
|----------|------------|---------|
| Ø2.0 | Long | MGD100L |
| | Short | *LD2015 |
| | Long | *LD2025 |
| | Ultra-Long | *LD2030 |

(*) Separate sales item

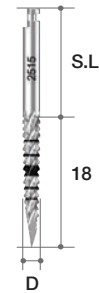


Lindermann Drill

- Use to correct path during drilling

| Diameter | Shank Length(mm) | Ref.C |
|----------|------------------|-----------|
| Ø2.5 | 15 (Short) | LDMD2515 |
| | 20 (Middle) | *LDMD2520 |
| | 25 (Long) | *LDMD2525 |

(*) Separate sales item

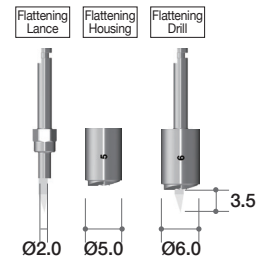


Flattening Drill

- Use to flatten irregular bone & allow exact drilling with stopper drills
- Designed to engage with Flattening Lance & 2 kinds of Housing to match diameters of different final drills (Ø5.0 & Ø6.0)
- Ø5.0 = Stopper Drill Ø2.0 ~ Ø4.3
- Ø6.0 = Stopper Drill Ø4.8 ~ Ø5.4
- Housing boundary becomes indicator for drilling position of next fixture

| Diameter | Length(mm) | Ref.C |
|-------------|------------|---------|
| Ø5.0 / Ø2.0 | 3.5 | FD5020 |
| Ø6.0 / Ø2.0 | | *FD6020 |

(*) Separate sales item



1

• Flattening Drill ensures correct drilling position for accurate fixture placement
(If final drill diameter is Ø2.0~Ø4.3, use Ø5.0 Housing, if final drill diameter is Ø4.8, Ø5.4, use Ø6 Housing)

2

• Drilling sequence should consider fixture size & bone density

3

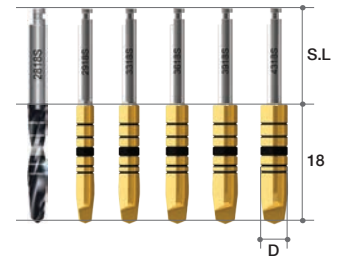
• Place fixture using Handpiece & Ratchet Connector

Shaping Drill


- Each drill has depth markings from 7.0mm to 15.0mm
- Dual marking system (grooves & laser markings) provides visual & radiographic depth verification during surgery
- TiN coating on drills for enhanced corrosion resistance & abrasion resistance
- * Actual drill length does not normally include Y length of drill
- * Markings on Shaping Drills are 0.8mm longer than fixture, so fixtures will automatically be placed 1mm sub-crestally if drilling protocol is followed

| Diameter | Blade Length(mm) | Shank Length(mm) | Ref.C |
|----------|------------------|------------------|-------------|
| Ø2.5 | | 15(Short) | SD2518S |
| | | 25(Long) | *SD2518L |
| Ø2.9 | | 15(Short) | AROSD2918S |
| | | 25(Long) | *AROSD2918L |
| Ø3.3 | | 15(Short) | AROSD3318S |
| | | 25(Long) | *AROSD3318L |
| Ø3.6 | 18 | 15(Short) | AROSD3618S |
| | | 25(Long) | *AROSD3618L |
| Ø3.9 | | 15(Short) | AROSD3918S |
| | | 25(Long) | *AROSD3918L |
| Ø4.3 | | 15(Short) | AROSD4318S |
| | | 25(Long) | *AROSD4318L |

(*) Separate sales item



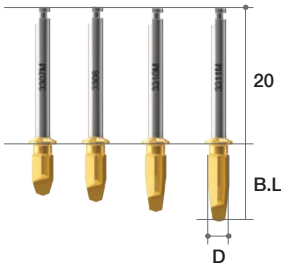
▶▶ Drill Depth Guide




➔ Surgical Kit Component (Continued)

Stopper Drill

- Each diameter has drill lengths of 7.0 / 8.5 / 10 / 11.5mm
- TiN coating on drills for enhanced corrosion resistance & abrasion resistance



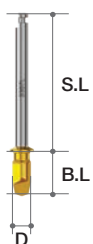
| Diameter | Blade Length(mm) | Ref.C |
|----------|------------------|------------|
| Ø2.5 | 7.0 | SD2507M |
| | 8.5 | SD2508M |
| | 10 | SD2510M |
| | 11.5 | SD2511M |
| Ø2.9 | 7.0 | AROSD2907M |
| | 8.5 | AROSD2908M |
| | 10 | AROSD2910M |
| | 11.5 | AROSD2911M |
| Ø3.3 | 7.0 | AROSD3307M |
| | 8.5 | AROSD3308M |
| | 10 | AROSD3310M |
| | 11.5 | AROSD3311M |
| Ø3.6 | 7.0 | AROSD3607M |
| | 8.5 | AROSD3608M |
| | 10 | AROSD3610M |
| | 11.5 | AROSD3611M |
| Ø3.9 | 7.0 | AROSD3907M |
| | 8.5 | AROSD3908M |
| | 10 | AROSD3910M |
| | 11.5 | AROSD3911M |
| Ø4.3 | 7.0 | AROSD4307M |
| | 8.5 | AROSD4308M |
| | 10 | AROSD4310M |
| | 11.5 | AROSD4311M |




Stopper Drill

(Long type)

- Use products which has long shanks to avoid interference with adjacent teeth
- ※ Availability may vary by country



| Diameter | Blade Length(mm) | Shank Length(mm) | Ref.C |
|----------|------------------|------------------|-------------|
| Ø2.5 | 7.0 | 25 | *SD2507L |
| | 8.5 | 24 | *SD2508L |
| Ø2.9 | 7.0 | 25 | *AROSD2907L |
| | 8.5 | 24 | *AROSD2908L |
| Ø3.3 | 7.0 | 25 | *AROSD3307L |
| | 8.5 | 24 | *AROSD3308L |
| Ø3.6 | 7.0 | 25 | *AROSD3607L |
| | 8.5 | 24 | *AROSD3608L |
| Ø3.9 | 7.0 | 25 | *AROSD3907L |
| | 8.5 | 24 | *AROSD3908L |
| Ø4.3 | 7.0 | 25 | *AROSD4307L |
| | 8.5 | 24 | *AROSD4308L |

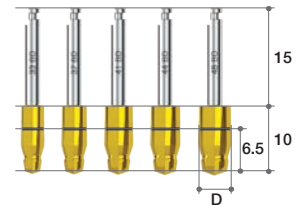


(*) Separate sales item

Cortical Bone Drill

- Use to remove & shape cortical bone to control initial stability in dense bone (type II)
- TiN coating on drills for enhanced corrosion resistance & abrasion resistance

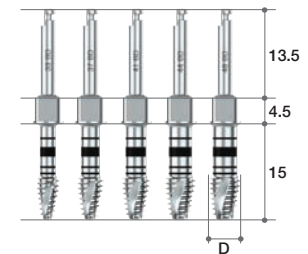
| Diameter | Blade Length(mm) | Shank Length(mm) | Ref.C |
|----------|------------------|------------------|---------|
| Ø3.6 | 10 | 15 | AROCD33 |
| Ø4.0 | | | AROCD37 |
| Ø4.4 | | | AROCD41 |
| Ø4.7 | | | AROCD44 |
| Ø5.0 | | | AROCD48 |



Tap Drill

- Can be used with both Handpiece (dental implant engine) & Ratchet Wrench

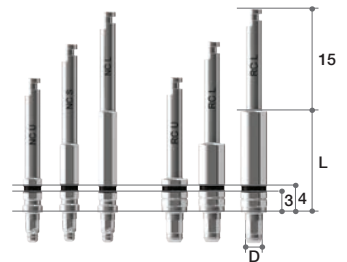
| Diameter | Marking | Ref.C |
|----------|-----------------------------|---------|
| Ø3.6 | 7/ 8.5/ 10/ 11.5/ 13/ 15 | AROTD33 |
| Ø4.0 | | AROTD37 |
| Ø4.4 | | AROTD41 |
| Ø4.7 | | AROTD44 |
| Ø5.0 | | AROTD48 |



Handpiece Connector

- Use with Handpiece when removing fixture from ampule & placing fixture
- Spring-type connection allows easy & secure pick-up & positioning of fixture
- First mark on shaft indicates position of fixture platform
- Bottom & top of black line indicate 3mm & 4mm from fixture platform, respectively
- Especially useful in flapless surgery

| Length (mm) | Type | Connection | Ref.C |
|-------------|-------------|------------|-----------|
| 5 | Ultra-short | NC | *AROHCU21 |
| 10 | Short | | AROHCS21 |
| 15 | Long | | AROHCL21 |
| 5 | Ultra-short | RC | *AROHCU25 |
| 10 | Short | | AROHCS25 |
| 15 | Long | | AROHCL25 |



(*) Separate sales item

Ratchet Connector

- Use with Ratchet Wrench when inserting or removing fixture
- Make sure Ratchet Connector is securely seated in Ratchet Wrench before using
- Excessive force can cause damage to internal Octa of fixture
- Marks on shaft indicate position of fixture platform
- Bottom & top of black line indicate 3mm & 4mm from fixture platform, respectively
- Especially useful in flapless surgery
- Fracture of the neck when a torque of 190 Ncm or more is applied (Recommended to use 80 Ncm or less)

| Length (mm) | Type | Connection | Ref.C |
|-------------|-------------|------------|-----------|
| 5 | Ultra-short | NC | *ARORCU21 |
| 10 | Short | | ARORCS21 |
| 15 | Long | | ARORCL21 |
| 5 | Ultra-short | RC | *ARORCU25 |
| 10 | Short | | ARORCS25 |
| 15 | Long | | ARORCL25 |



(*) Separate sales item

➔ Surgical Kit Component (Continued)

Fixture Driver

- If Ratchet Connector breaks from over-torquing during placement, connect Fixture Driver to Torque Wrench (Ratchet type) to remove fixture
- Excessive force can cause damage to internal Octa of fixture

| Length (mm) | Connection | Ref.C |
|-------------|------------|--------|
| 20 | NC | AROFDN |
| | RC | AROFDR |



Hand Driver (1.2 Hex)

- For use with all Cover Screws, Abutment Screws & Healing Abutments
- 4 lengths available
- Directly insert into Torque Wrench without adapter
- Hex tip can withstand 35-45Ncm of torque without distorting

| Length(mm) | Type | Ref.C |
|------------|-------------|-------------|
| 5 | Ultra-short | *TCMHDU1200 |
| 10 | Short | TCMHDS1200 |
| 15 | Long | TCMHDL1200 |
| 20 | Extra-long | *TCMHDE1200 |
| 30 | Extra-long | *TCMHDE1230 |



(*) Separate sales item

Drill Extension

- For extending drills & other handpiece tools
- Up to 45Ncm torque: can be distorted when too much force is applied

| Ref.C |
|--------|
| MDE150 |



Direction Indicator

- Confirms drilling direction & functions as parallel guide for additional osteotomies
- Each end of Direction Indicator has different diameter - Ø2.0 & Ø2.8.


| Length (mm) | Ref.C |
|-------------|--------|
| Ø2.0 / Ø2.8 | MDI100 |



Path Finder

- Use to guide parallel placement of subsequent fixtures
- Grooves measure gingival depth, especially useful for flapless surgery

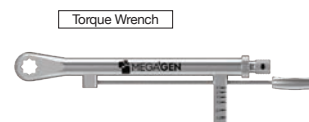
| Length(mm) | Type | Ref.C |
|------------|------|--------|
| 10 | NC | AROPFN |
| | RC | AROPFR |



Torque Wrench (Ratchet type)

- Torque range: 15Ncm to 70Ncm
- Use for implant placement & final tightening of abutment screw

| Type | Ref.C |
|---------------|--------|
| Torque Wrench | TWSQ70 |




Torque Wrench & Adapter

- Torque range: 15Ncm to 70Ncm
- Use for implant placement & final tightening of abutment screw

| Type | Ref.C |
|-----------------------------------|----------|
| Torque Wrench (~70Ncm) | *TW70 |
| Torque Wrench (~45Ncm) | *MTW300A |
| Torque Wrench Adapter (Handpiece) | *TTAI100 |
| Torque Wrench Adapter (Ratchet) | *TTAR100 |

(*) Separate sales item



Connection Repair Tool

- A tool that restores fixture connection damage.
- Cause of Fixture Connection Damage: Excessive torque when connector & fixture are incompletely connected.
- Occurrence phenomenon: Impression or abutment not combined.

*Caution: Please refer to the instructions for use.

* Availability may vary by country

| Length (mm) | Type | Connection | Ref.C |
|-------------|-------|------------|-----------|
| 15 | Short | NC | *BDCRTN15 |
| 20 | Long | | *BDCRTN20 |
| 15 | Short | RC | *BDCRTR15 |
| 20 | Long | | *BDCRTR20 |

(*) Separate sales item



II. Duo Surgical Kit : ST Type

※ Availability may vary by country

Ref.C
MKBDST3000L



1 Lance Drill



15 Direction Indicator



16 Hand Drivers (1.2Hex)



2 Lindermann Drill

Refer to Page 90



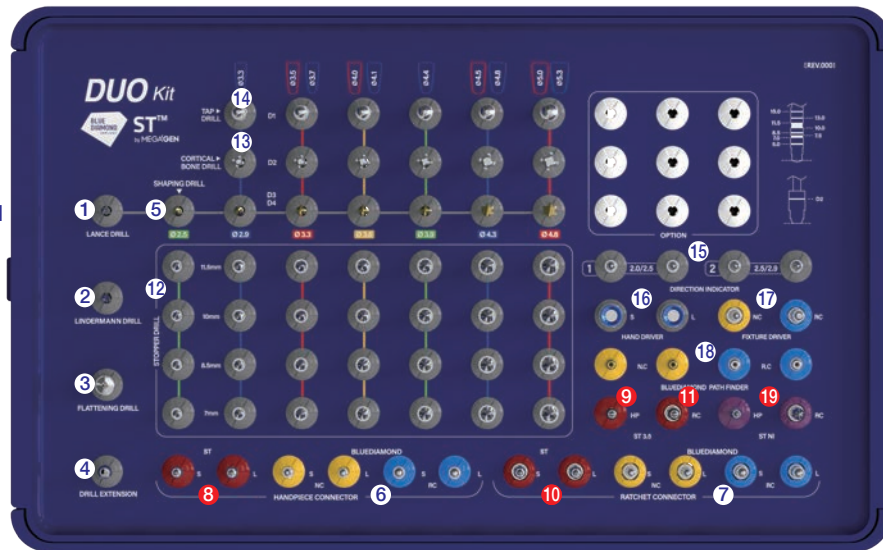
3 Flattening Drill

Refer to Page 90



4 Drill Extension

Refer to Page 94




17 Fixture Drivers



18 Path Finder



19 ST NI Connectors




▶▶ Drilling Protocols (Continued)


- BLUEDIAMOND® implants achieve optimum initial stability when used with a guided drilling sequence
- BLUEDIAMOND implants should be placed 1mm sub-crestal
- 0.5 ~1mm sub-crestal placement has been proven to show a better crestal bone response

| | Flattening Drill | Lance | Shaping Drills | | | | | | Cortical Bone Drills | | | | | Tap Drills | | | | | Stopper Drills | | | | | | | |
|----------------|------------------|----------|----------------|------|------|------|------|------|----------------------|------|------|------|------|------------|------|------|------|----------|----------------|------|------|------|------|------|------|------|
| | Ø5.0 / Ø2.0 | Ø2.0 | Ø2.5 | Ø2.9 | Ø3.3 | Ø3.6 | Ø3.9 | Ø4.3 | Ø4.8 | Ø3.6 | Ø3.9 | Ø4.3 | Ø4.8 | Ø5.0 | Ø3.6 | Ø3.9 | Ø4.3 | Ø4.8 | Ø5.0 | Ø2.5 | Ø2.9 | Ø3.3 | Ø3.6 | Ø3.9 | Ø4.3 | Ø4.8 |
| rpm max | 400-600 | 800-1000 | | | | | | 300 | | | | | 15 | | | | | 800-1000 | | | | | | | | |

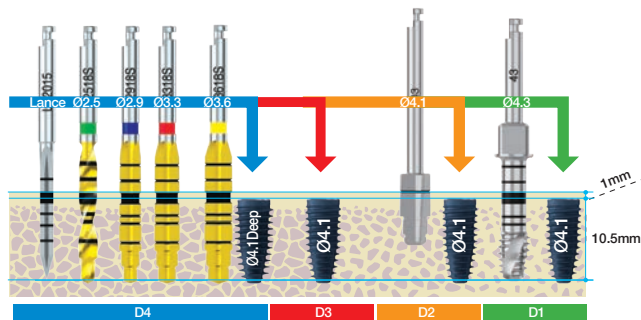
AnyOne Type



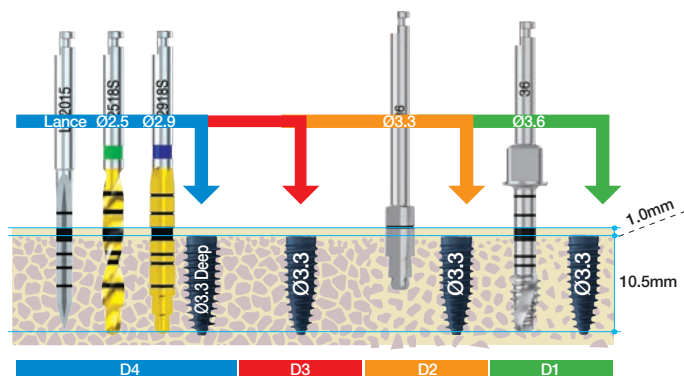
ST Type



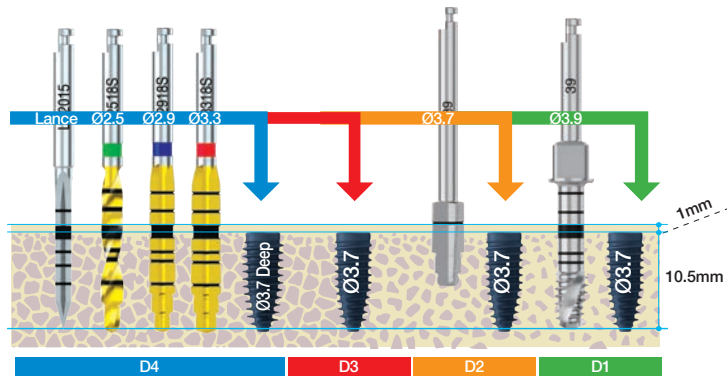
Ex) Drilling sequences when placing Ø4.1 fixture with regular thread or deep thread



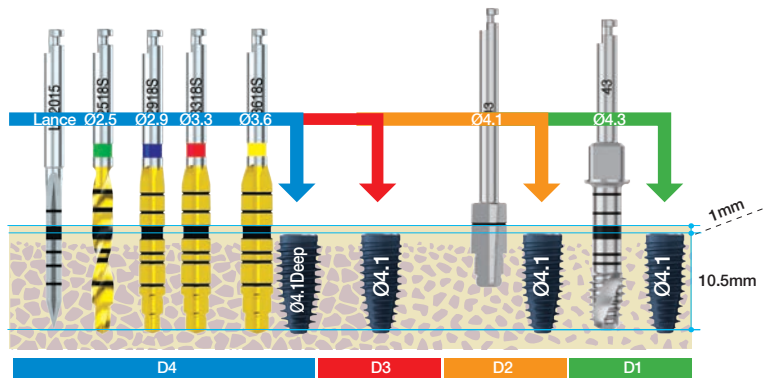
Ø3.3 Fixture Drilling Sequence



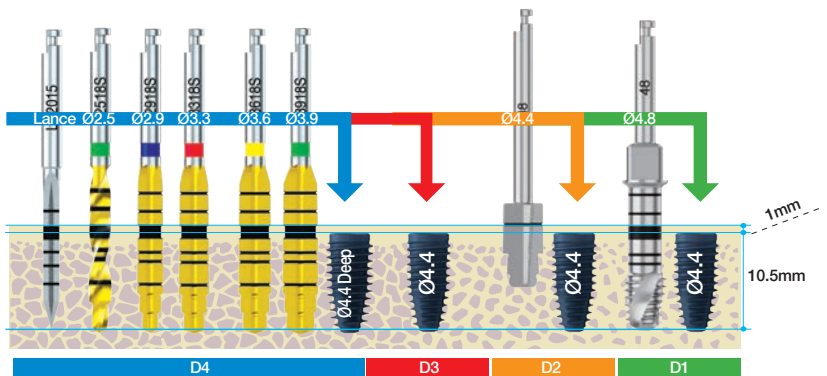
**Ø3.7 Fixture
Drilling Sequence**



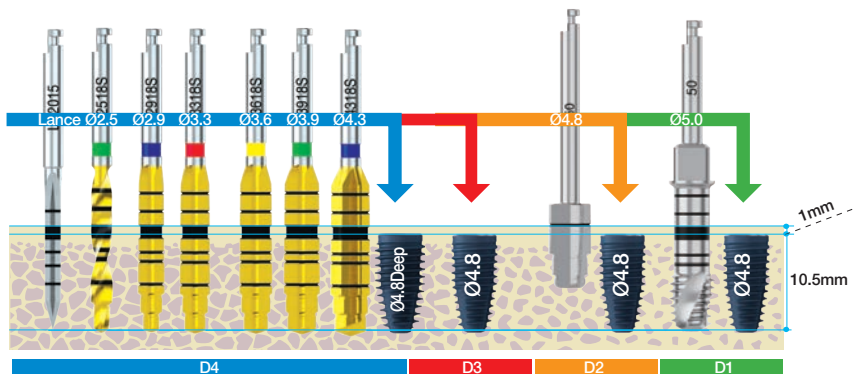
**Ø4.1 Fixture
Drilling Sequence**



**Ø4.4 Fixture
Drilling Sequence**



**Ø4.8 Fixture
Drilling Sequence**



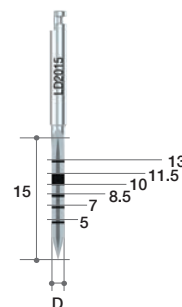
➔ Duo Kit Component (Continued)

Lance Drill

- Use to make indentation in cortical bone to confirm exact drilling location
- Each drill has depth markings from 5.0mm to 13.0mm

| Diameter | Type | Ref.C |
|----------|------------|---------|
| Ø2.0 | Short | LD2015 |
| | Long | *LD2025 |
| | Ultra-Long | *LD2030 |

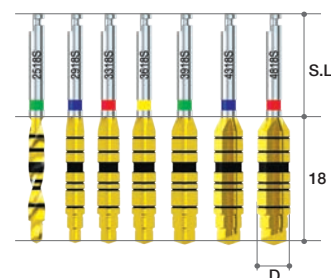
(*) Separate sales item




Shaping Drill

- Each drill has depth markings from 5.0mm to 15.0mm
- Dual marking system (grooves & laser markings) provides visual & radiographic depth verification during surgery
- TiN coating on drills for enhanced corrosion resistance & abrasion resistance
- * Actual drill length does not normally include Y length of drill
- * Markings on Shaping Drills are 0.8mm longer than fixture, so fixtures will automatically be placed 1mm sub-crestally if drilling protocol is followed
- * Availability may vary by country

| Diameter | Blade Length(mm) | Shank Length(mm) | Ref.C |
|----------|------------------|------------------|-------------|
| Ø2.5 | | 15(Short) | CMSD2518S |
| | | 20(Middle) | *CMSD2518M |
| | | 25(Long) | *CMSD2518L |
| Ø2.9 | | 15(Short) | CMSD2918S |
| | | 20(Middle) | *CMSD2918M |
| | | 25(Long) | *CMSD2918L |
| Ø3.3 | | 15(Short) | CMSD3318S |
| | | 20(Middle) | *CMSD3318M |
| | | 25(Long) | *CMSD3318L |
| Ø3.6 | 18 | 15(Short) | CMSD3618S |
| | | 20(Middle) | *CMSD36518M |
| | | 25(Long) | *CMSD3618L |
| Ø3.9 | | 15(Short) | CMSD3918S |
| | | 20(Middle) | *CMSD3918M |
| | | 25(Long) | *CMSD3918L |
| Ø4.3 | | 15(Short) | CMSD4318S |
| | | 20(Middle) | *CMSD4318M |
| | | 25(Long) | *CMSD4318L |
| Ø4.8 | | 15(Short) | CMSD4818S |
| | | 20(Middle) | *CMSD4818M |
| | | 25(Long) | *CMSD4818L |

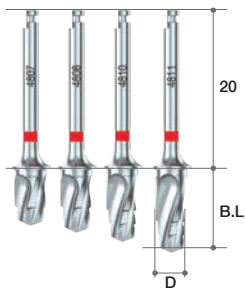


(*) Separate sales item

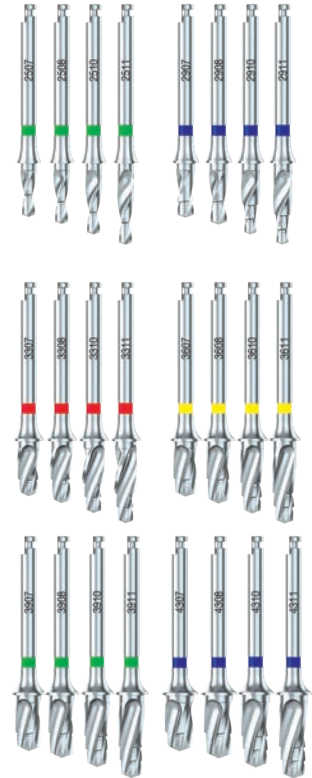


Stopper Drill

- 7.5 / 8.5 / 10 / 11.5mm
- * Availability may vary by country



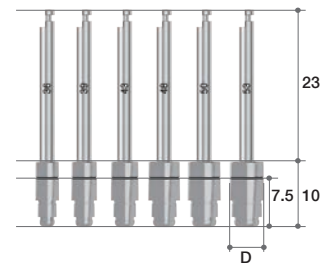
| Diameter | Blade Length(mm) | Ref.C |
|----------|------------------|----------|
| Ø2.5 | 7.5 | CMSD2507 |
| | 8.5 | CMSD2508 |
| | 10 | CMSD2510 |
| | 11.5 | CMSD2511 |
| Ø2.9 | 7.5 | CMSD2907 |
| | 8.5 | CMSD2908 |
| | 10 | CMSD2910 |
| Ø3.3 | 7.5 | CMSD3307 |
| | 8.5 | CMSD3308 |
| | 10 | CMSD3310 |
| | 11.5 | CMSD3311 |
| Ø3.6 | 7.5 | CMSD3607 |
| | 8.5 | CMSD3608 |
| | 10 | CMSD3610 |
| | 11.5 | CMSD3611 |
| Ø3.9 | 7.5 | CMSD3907 |
| | 8.5 | CMSD3908 |
| | 10 | CMSD3910 |
| | 11.5 | CMSD3911 |
| Ø4.3 | 7.5 | CMSD4307 |
| | 8.5 | CMSD4308 |
| | 10 | CMSD4310 |
| Ø4.8 | 7.5 | CMSD4807 |
| | 8.5 | CMSD4808 |
| | 10 | CMSD4810 |
| | 11.5 | CMSD4811 |



Cortical Bone Drill

- Use to remove & shape cortical bone to control initial stability in dense bone (type I, type II)
- TiN coating on drills for enhanced corrosion resistance & abrasion resistance

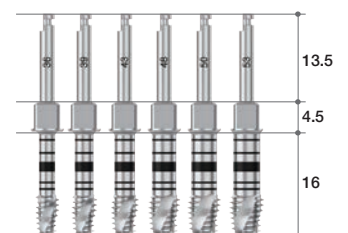
| Diameter | Blade Length(mm) | Shank Length(mm) | Ref.C |
|----------|------------------|------------------|--------|
| Ø3.6 | 10 | 23 | CMCD36 |
| Ø4.0 | | | CMCD39 |
| Ø4.3 | | | CMCD43 |
| Ø4.8 | | | CMCD48 |
| Ø5.0 | | | CMCD50 |
| Ø5.3 | | | CMCD53 |



Tap Drill

- Can be used with both Handpiece (dental implant engine) & Ratchet Wrench

| Diameter | Marking | Ref.C |
|----------|-------------------------------|--------|
| Ø3.6 | 7.5/ 8.5/ 10/ 11.5/ 13/ 15 | CMTD36 |
| Ø4.0 | | CMTD39 |
| Ø4.3 | | CMTD43 |
| Ø4.8 | | CMTD48 |
| Ø5.0 | | CMTD50 |
| Ø5.3 | | CMTD53 |



➔ Duo Kit Component

Handpiece Connector

- Use with Handpiece when removing fixture from ampule & placing fixture
- Spring-type connection allows easy & secure pickup & positioning of fixture
- First mark on shaft indicates position of fixture platform
- Bottom & top of black line indicate 3mm & 4mm from fixture platform, respectively
- Especially useful in flapless surgery

| Length (mm) | Type | Connection | Ref.C |
|-------------|-------|------------|----------|
| 10 | Short | NC | AROHCS21 |
| 15 | Long | | AROHCL21 |
| 10 | Short | RC | AROHCS25 |
| 15 | Long | | AROHCL25 |




Handpiece Connector

- Used with Handpiece to remove fixture from ampule and to place the fixture.
- Spring type connection allows for easy and secure pick-up and positioning of the fixture.
- First mark on the shaft indicate the position of the fixture platform, For second mark, the bottom of the black line is 3mm and the top of the black line is 4mm(from fixture platform).
- Especially useful in flapless surgery.

AnyOne Internal& External

| Length(mm) | Type | Connection | Ref.C |
|------------|-------|------------|-------|
| 10 | Short | Hex. 2.5 | HCS25 |
| 15 | Long | | HCL25 |



Handpiece Connector

- Used with Handpiece to remove fixture from ampule and to place the fixture.
- Spring type connection allows for easy and secure pick-up and positioning of the fixture.
- First mark on the shaft indicate the position of the fixture platform, For second mark, the bottom of the black line is 3mm and the top of the black line is 4mm(from fixture platform).
- Especially useful in flapless surgery.

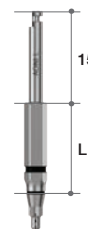
ST

| Length(mm) | Type | Connection | Ref.C |
|------------|-------|------------|---------|
| 15 | Long | Mini | STHCL21 |
| 10 | Short | Regular | STHCS25 |
| 15 | Long | Regular | STHCL25 |



AnyOne NI & ST NI


| Length(mm) | Type | Connection | Ref.C |
|------------|------|------------|--------|
| 15 | Long | Torx 2.4 | HCTL25 |



Ratchet Connector

- Use with Torque Wrench when inserting or removing fixture
- Make sure Ratchet Connector is securely seated in Torque Wrench before using
- Excessive force can cause damage to internal Octa of fixture
- Marks on shaft indicate position of fixture platform
- Bottom & top of black line indicate 3mm & 4mm from fixture platform, respectively
- Especially useful in flapless surgery
- Fracture of the neck when a torque of 190 Ncm or more is applied (Recommended to use 80 Ncm or less)

| Length (mm) | Type | Connection | Ref.C |
|-------------|-------|------------|----------|
| 20 | Short | NC | ARORCS21 |
| 25 | Long | | ARORCL21 |
| 20 | Short | RC | ARORCS25 |
| 25 | Long | | ARORCL25 |




Ratchet Connector

- Use with Ratchet Wrench when inserting or removing fixture
- Make sure Ratchet Connector is securely seated in Ratchet Wrench before using
- Excessive force can cause damage to internal Octa of fixture
- Marks on shaft indicate position of fixture platform
- Bottom & top of black line indicate 3mm & 4mm from fixture platform, respectively
- Especially useful in flapless surgery
- Fracture of the neck when a torque of 190 Ncm or more is applied (Recommended to use 80 Ncm or less)

Internal& External

| Length(mm) | Type | Connection | Ref.C |
|------------|-------|------------|-------|
| 15 | Short | Hex. 2.5 | RCS25 |
| 20 | Long | | RCL25 |



Ratchet Connector

- For placing or removing fixture using ratchet wrench
- Check if ratchet wrench & ratchet connector are connected properly before use
- Too much torque can damage internal hex
- First (bottom) mark on shaft indicates position of fixture platform, while second (top) mark indicates distance from fixture platform. Lower part indicates 3.5mm from bone level & upper part indicates 4.5mm as guide for flapless surgery.

ST

| Length(mm) | Type | Connection | Ref.C |
|------------|-------|------------|---------|
| 20 | Long | Mini | STRCL21 |
| 15 | Short | Regular | STRCS25 |
| 20 | Long | Regular | STRCL25 |



AnyOne NI & ST NI


| Length(mm) | Type | Connection | Ref.C |
|------------|------|------------|--------|
| 20 | Long | Torx 2.4 | RCTL25 |



Path Finder

- Use to guide parallel placement of subsequent fixtures
- Grooves measure gingival depth, especially useful for flapless surgery

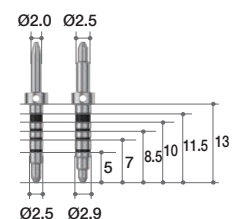
| Length(mm) | Type | Ref.C |
|------------|------|--------|
| 10 | NC | AROPFN |
| | RC | AROPFR |



Direction Indicator

- Confirms drilling direction & functions as parallel guide for additional osteotomies
- Each end of Direction Indicator has different diameter - Ø2.0, Ø2.5, Ø2.9
- Laser Marking can check drilling depth


| Diameter | Ref.C |
|-------------|----------|
| Ø2.0 / Ø2.5 | CMDI2025 |
| Ø2.5 / Ø2.9 | CMDI2529 |



III. Prosthetic Kit

Includes various drivers required for prosthetics

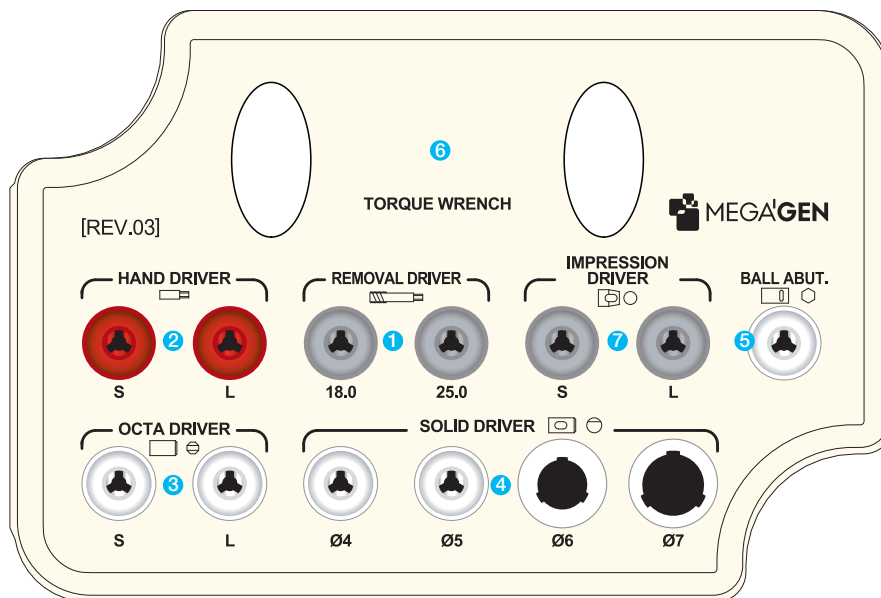
Ref.C
KANPK3000



1 Abutment Removal Driver



2 Hand Driver



3 Octa Driver



4 Solid Driver



5 Ball Driver



➔ Prosthetic kit Component

Solid Driver

- For delivering solid abutment
- Color coded: Ø4-magenta, Ø5-blue, Ø6-yellow, Ø7-green
- Heights: 8.5 & 13.5mm
- Directly connectable to Torque Wrench

| Solid Abutment Profile Diameter | Length(mm) | Ref.C |
|---------------------------------|------------|------------|
| Ø4 | 8.5 | TANSDS400 |
| | 13.5 | *TANSDL400 |
| Ø5 | 8.5 | TANSDS500 |
| | 13.5 | *TANSDL500 |
| Ø6 | 8.5 | TANSDS600 |
| | 13.5 | *TANSDL600 |
| Ø7 | 8.5 | TANSDS700 |
| | 13.5 | *TANSDL700 |



(*) Separate sales item

Octa Driver

- For seating Octa Abutment into fixture
- Can also be connected to Torque Wrench


| Length(mm) | Ref.C |
|------------|---------|
| 7 | MOD300S |
| 13 | MOD300L |



Ball Driver

- For seating Ball Abutment into fixture
- Connections for Handpiece, Ratchet & Torque Wrench
- Available as long or short

| Type | Ref.C |
|----------------------------|----------|
| Handpiece Connector(Short) | *TBH250S |
| Handpiece Connector(Long) | *TBH250L |
| Ratchet Extension(Short) | *TBR250S |
| Ratchet Extension(Long) | *TBR250L |
| Torque Driver(Short) | *TBT250S |
| Torque Driver(Long) | TBT250L |

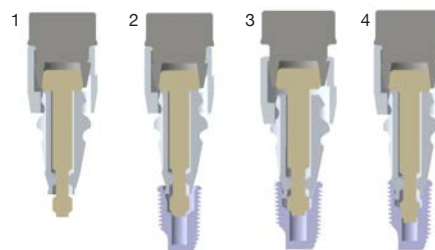


(*) Separate sales item

Impression Coping Driver (Transfer)

- For transfer-type impression coping
- Small yet powerful grip

| Type | Ref.C |
|---------------------------------|--------|
| For two-piece impression coping | TCMID |
| For one-piece impression coping | TCMIDE |



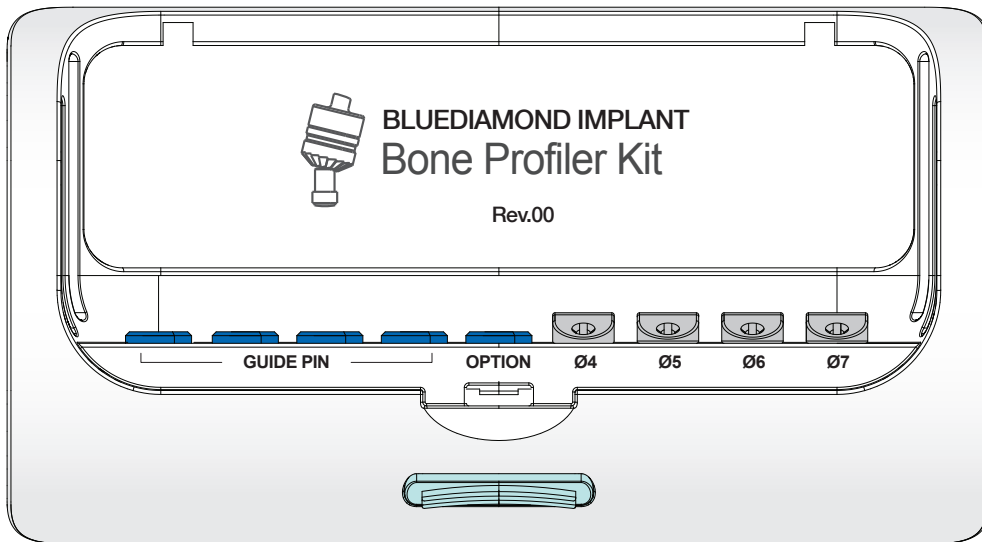
1. Connect Impression Coping & Impression Driver
2. Adjust connection with fixture by turning Holder clockwise
3. Push Holder & insert Impression Coping into fixture.
4. Turn Driver clockwise to ensure connection of Impression Coping & Fixture.

IV. Bone Profiler Kit

Removes overhanging bone around fixture to allow adequate seating of Healing Abutment or Prosthetic Abutment

Ref.C
KAROBP3000

- Insert guide pin into fixture & select appropriate Bone Profiler
- Kit includes 4 sizes of bone profiler & 4 guide pins



Bone Profiler

- Guide pin (AROBPGP) included

- Each bone profiler can be purchased separately, as refill
- Each package includes bone profiler & guide pin

| Profile Diameter | Length (mm) | Ref.C |
|------------------|-------------|-----------|
| Ø4 | 13 | AROBPL40G |
| Ø5 | | AROBPL50G |
| Ø6 | 8 | AROBPS60G |
| Ø7 | | AROBPS70G |



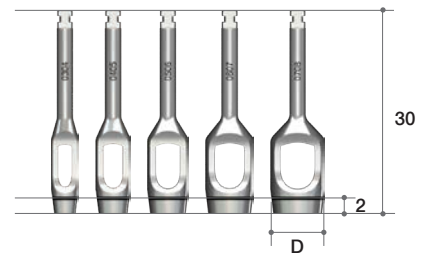
V. Optional Component (continued)

- not included in surgical kit
- may be purchased separately & placed in spaces provided in surgical kit

Tissue Punches

- For removing soft tissue from osteotomy socket, especially useful in flapless surgery
- Identify soft tissue thickness using laser marking at 2mm
- Minimizes loss of soft tissue in flapless surgery
- Can stop bleeding when used with healing abutmen

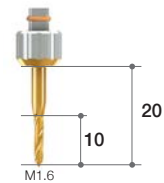
| Diameter | Marking | Ref.C |
|----------------------|---------|------------|
| In. Ø2.1 / Out. Ø2.6 | 2mm | TCMTPM2535 |
| In. Ø3 / Out. Ø4 | | TCMTPM0304 |
| In. Ø4 / Out. Ø5 | | TCMTPM0405 |
| In. Ø5 / Out. Ø6 | | TCMTPM0506 |
| In. Ø6 / Out. Ø7 | | TCMTPM0607 |
| In. Ø7 / Out. Ø8 | | TCMTPM0708 |



Hand Tap

- Useful when internal screw of fixture has been damaged
- For re-tapping disabled thread
- Caution: use of excessive force can cause further damage, so apply force slowly & gradually

| Length(mm) | Type | Ref.C |
|------------|------|---------|
| 10 | M1.6 | THT160L |



Ratchet Wrench

- Used to exert more force than Handpiece
- No bearing system: no breakage or corrosion problems
- Attaches to Ratchet Extension
- Arrow laser marking indicates direction of force


| Ref.C |
|---------|
| MRW040S |



Trepphine Burs

- Use to minimize drilling steps, especially for wider fixtures
- Helpful for collecting autogenous bone
- Useful for removing failed & fractured fixtures
- Depth markings are 7, 8.5, 10, 11.5, 13mm, same as fixture depths (no Y dimension, so markings are actual length)
- Markings on drill shaft represent inside / outside diameter of Trepphine Burs

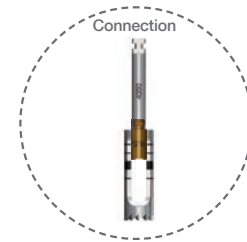
| Diameter | Type | Ref.C |
|----------------|--------------|-------------|
| Ø3.5 (in Ø2.5) | Short (32mm) | TANTBL2535 |
| Ø5.0 (in Ø4.0) | | TANTBL4050 |
| Ø6.0 (in Ø5.0) | | TANTBL5060 |
| Ø7.0 (in Ø6.0) | | TANTBL6070 |
| Ø3.5 (in Ø2.5) | | Long (38mm) |
| Ø5.0 (in Ø4.0) | TANTBE4050 | |
| Ø6.0 (in Ø5.0) | TANTBE5060 | |
| Ø7.0 (in Ø6.0) | TANTBE6070 | |



Trephine Bur Stopper

- Controls depth of trephination
- Especially useful in cases with limited available bone

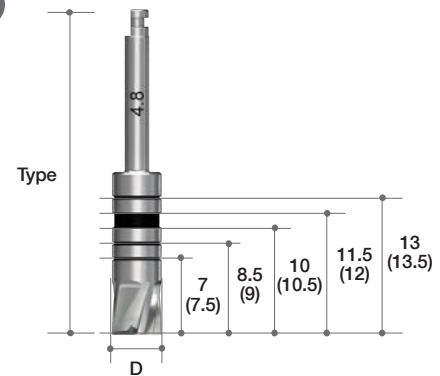
| Type | Ref.C |
|------|------------|
| 7.0 | TANTSF2307 |
| 8.5 | TANTSF2308 |
| 10.0 | TANTSF2310 |
| 11.5 | TANTSF2311 |



Bottom Drill

- Removes remaining bone in osteotomy socket after trephine drilling
- Laser markings of fixture sizes: 7, 8.5, 10, 11.5 & 13mm

| Diameter | Type | Ref.C |
|----------|-----------------|----------|
| Ø3.3 | Short (32mm) | TCMBDS33 |
| Ø3.8 | | TCMBDS38 |
| Ø4.8 | | TCMBDS48 |
| Ø5.8 | | TCMBDS58 |
| Ø6.8 | | TCMBDS68 |
| Ø3.3 | Long (38mm) | TCMBDL33 |
| Ø3.8 | | TCMBDL38 |
| Ø4.8 | | TCMBDL48 |
| Ø5.8 | | TCMBDL58 |
| Ø6.8 | | TCMBDL68 |

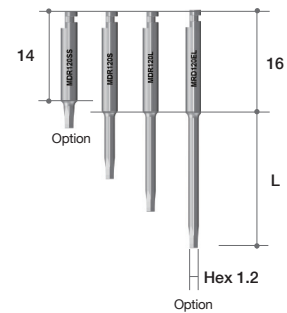


Right Angle Drivers (1.2 HEX)

- For engaging with cover screws, abutment screws & healing abutments
- Hex tip designed to withstand torque force of 35~45 Ncm

| Length(mm) | Type | Ref.C |
|------------|-------------|-----------|
| 4 | Ultra-short | *MDR120SS |
| 10 | Short | MDR120S |
| 15 | Long | MDR120L |
| 20 | Extra Long | *MDR120EL |


(*) Separate sales item



Insert Drivers (1.2 HEX)

- For engaging with cover screws, abutment screws & healing abutments
- Hex tip designed to withstand torque force of 35~45 Ncm

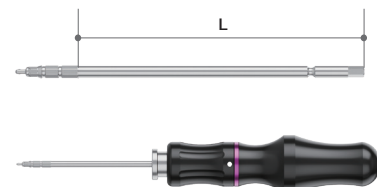
| Length(mm) | Type | Ref.C |
|------------|-------|---------|
| 10 | Short | MID120S |
| 15 | Long | MID120L |



Manual Inserter Tip

- Specially designed for manual placement of BLUE-DIAMOND fixture.
 - Especially useful at immediate implant placement on maxillary anterior.
 - To use, attach to the Tip Driver (TD) (refer to p.109)
- *Availability may vary by country

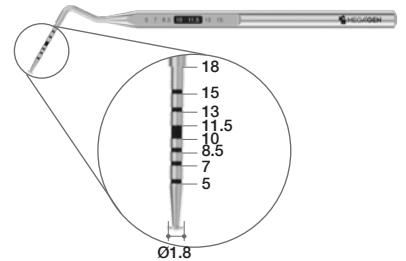
| Length(mm) | Type | Ref.C |
|------------|------|----------|
| 70 | NC | BDMITN70 |
| 90 | | BDMITN90 |
| 70 | RC | BDMITR70 |
| 90 | | BDMITR90 |



Depth Gague

- It is used to check the hole depth after drilling

| Diameter | Ref.C |
|----------|--------|
| Ø1.8 | CMDG18 |



Reamer Drill & Center Pin

- For removing inner lip of cast after casting burn-out cylinders of solid abutment
- Center pins have 4 diameters according to profile diameter of solid abutment

| Diameter | Type | Ref.C |
|----------|--------------|----------|
| Ø10.0 | Reamer Drill | TANRD |
| Ø4.0 | Center Pin | TANRDJ40 |
| Ø4.5 | | TANRDJ50 |
| Ø5.5 | | TANRDJ60 |
| Ø6.5 | | TANRDJ70 |



Removal Driver

| Length(mm) | Type | Ref.C |
|------------|------|----------|
| 21 | M1.6 | ARORDS16 |




1. Use Hand Driver(1.2 Hex) to unscrew abutment screw
2. Continue to turn counter-clockwise until feeling click of disengagement
3. Push down Hand Driver once again to catch & fix abutment screw
4. Lift up Hand Driver lightly & continue to turn counter-clockwise until abutment screw engages with inner screw of abutment
5. Remove abutment screw completely from abutment
6. Insert Abutment Removal Driver & continue to turn clockwise until abutment comes out of fixture. Despite initial resistance, only simple force is needed to disconnect abutment from fixture

BLUEDIAMOND R2 GUIDE Kit

Contains all drills & components required for Digital Guided Surgery using BLUEDIAMOND R2 GUIDE following diagnosis using R2GATE Software
Minimally invasive surgery can achieve same results, while minimizing surgical errors

Ref.C
KAGIN3002




8 Torque Wrench



9 Bone Profiler



10 Second Drill



1 Initial Drill



2 Narrow Crestal Drill



11 Implant Carrier



12 Carrier-Handpiece Adapter



13 Carrier Extension



3 Drill Extension



4 Stopper Drill



5 Tap Drill



6 Cortical Bone Drill



7 Hand Drivers (1.2Hex)

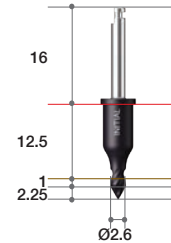
➔ Component for BLUEDIAMOND R2 GUIDE Kit



Initial Drill

- Use for marking drilling position on bone
- Start drilling slowly after drill guide part is fully inserted into drilling core of R2GATE GUIDE™.
- Recommended drilling speed: 300 ~ 800 RPM with copious irrigation

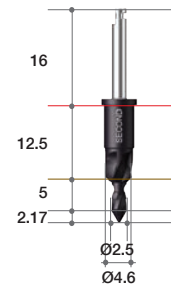
| Diameter | Guide Diameter | Length(mm) | Ref.C |
|----------|----------------|------------|----------|
| Ø2.6 | Ø5.0 | 1.0 | R2ID2601 |



Second Drill

- Unique step – drilling (from Ø2.0 to Ø4.6) is used to flare out upper cortical bone of osteotomy
- This helps with rest of drilling procedure & abutment connection
- With hard bone, if 2nd drilling is disturbed by thick cortical bone, stop & try again before fixture placement
- Recommended drilling speed: 300 ~ 800 RPM with copious irrigation

| Diameter | Guide Diameter | Length(mm) | Ref.C |
|----------|----------------|------------|----------|
| Ø2.5 | Ø5.0 | 5.0 | R2SD2505 |



Stopper Drill

- Drill lengths: 7.0, 8.5, 10, 11.5, 13mm appropriate for most implant lengths
- Recommended drilling speed: 800 ~ 1200 RPM with copious irrigation.

| Diameter | Guide Diameter | Length(mm) | Ref.C |
|----------|----------------|------------|----------|
| Ø2.0 | Ø5.0 | 6.5 | R2SD2007 |
| | | 8 | R2SD2008 |
| | | 9.5 | R2SD2010 |
| | | 11 | R2SD2011 |
| | | 12.5 | R2SD2013 |
| Ø2.5 | | 6.5 | R2SD2507 |
| | | 8 | R2SD2508 |
| | | 9.5 | R2SD2510 |
| | | 11 | R2SD2511 |
| | | 12.5 | R2SD2513 |
| Ø2.9 | | 7 | R2UD2907 |
| | | 8 | R2UD2908 |
| | | 9.5 | R2UD2910 |
| | | 11 | R2UD2911 |
| | | 12.5 | R2UD2913 |
| Ø3.3 | 7 | R2UD3307 | |
| | 8 | R2UD3308 | |
| | 9.5 | R2UD3310 | |
| | 11 | R2UD3311 | |
| | 12.5 | R2UD3313 | |
| Ø3.6 | 7 | R2UD3607 | |
| | 8 | R2UD3608 | |
| | 9.5 | R2UD3610 | |
| | 11 | R2UD3611 | |
| | 12.5 | R2UD3613 | |
| Ø3.9 | 7 | R2UD3907 | |
| | 8 | R2UD3908 | |
| | 9.5 | R2UD3910 | |
| | 11 | R2UD3911 | |
| | 12.5 | R2UD3913 | |
| Ø4.3 | 7 | R2UD4307 | |
| | 8 | R2UD4308 | |
| | 9.5 | R2UD4310 | |
| | 11 | R2UD4311 | |
| | 12.5 | R2UD4313 | |



Bone Profiler

- Recommended drilling speed: 300 ~ 800 RPM

| Diameter | Guide Diameter | Ref.C |
|----------|----------------|--------|
| Ø4.0 | Ø5.0 | AGBP40 |
| Ø5.0 | | AGBP50 |
| Ø6.0 | Ø6.5 | AGBP60 |

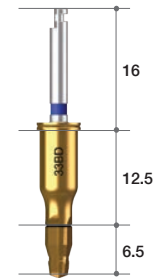


➔ Component for BLUEDIAMOND R2 GUIDE Kit

Cortical Bone Drill

- Recommended drilling speed : 300 ~ 800 RPM

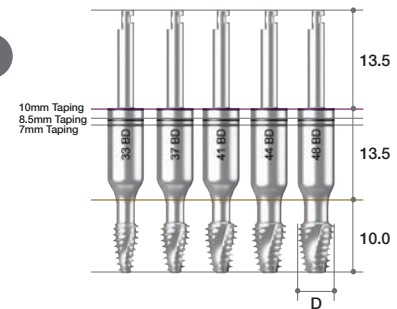
| Diameter | Guide Diameter | Length(mm) | Ref.C |
|----------|----------------|------------|----------|
| Ø3.6 | Ø5.0 | 6.5 | R2BDCD33 |
| Ø4.0 | | | R2BDCD37 |
| Ø4.4 | | | R2BDCD41 |
| Ø4.7 | | | R2BDCD44 |
| Ø4.95 | | | R2BDCD48 |



Tap Drills

- For insertion test before placing fixture
- To avoid enlarging osteotomy, select tap drill one-size smaller than osteotomy
- Recommended insertion torque & speed: 45 ~ 50Ncm, under 15 RPM.

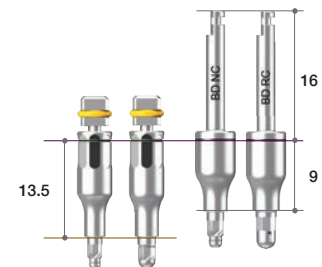
| Diameter | Guide Diameter | Length(mm) | Ref.C |
|----------|----------------|------------|-----------|
| Ø3.6 | Ø5.0 | 9.5 | R2TD33ARO |
| Ø4.0 | | | R2TD37ARO |
| Ø4.4 | | | R2TD41ARO |
| Ø4.7 | | | R2TD44ARO |
| Ø5.0 | | | R2TD48ARO |



Implant Carrier

- Use to pick-up fixture from ampule, then insert into osteotomy socket & rotate clockwise 2-3 times by hand
- To tighten fixture, use Handpiece Adapter & Handpiece (Surgery Engine) (Ratchet Type)
- Recommended insertion torque: 45-50Ncm

| Connection | Guide Diameter | Type | Ref.C |
|------------|----------------|-----------|-----------|
| NC | Ø5.0 | Ratchet | ICRO2127 |
| RC | | | ICRO2530 |
| NC | Ø5.0 | Handpiece | ICRO2127H |
| RC | | | ICRO2530H |
| RC | Ø6.5 | Ratchet | ICWO2530 |
| | | Handpiece | ICWO2530H |



Carrier-Handpiece Adapter

- Use with handpiece for implant placement following initial delivery of fixture using implant carrier

| Square | Ref.C |
|--------|-------|
| 4.0 | AGHA |



Carrier Extension

- Extends length of implant carrier

| Square | Ref.C |
|--------|---------|
| 4.0 | MRE400S |



Drill Extension

- Extends drills & other handpiece instruments
- Recommended torque: <35Ncm
- Can be distorted with excessive force

| Ref.C |
|--------|
| MDE150 |



Hand Driver (1.2 Hex)

- For use with all cover screws, abutment screws & healing abutments
- 4 lengths for added convenience
- Directly insert into Torque Wrench without adaptor
- Hex tip can withstand 35-45Ncm of torque without distorting

| Length(mm) | Type | Ref.C |
|------------|-------------|-------------|
| 5 | Ultra-short | *TCMHDU1200 |
| 10 | Short | TCMHDS1200 |
| 15 | Long | TCMHDL1200 |
| 20 | Extra-long | *TCMHDE1200 |
| 30 | Extra-long | *TCMHDE1230 |


(*) Separate sales item



Torque Wrench (Ratchet type)

- Use for implant placement & final tightening of abutment screw
- Torque range: 15Ncm to 70Ncm


| Type | Ref.C |
|---------------|--------|
| Torque Wrench | TWSQ70 |



Torque Wrench & Adapter

- Use for implant placement & final tightening of abutment screw
- Torque range: 15Ncm to 70Ncm

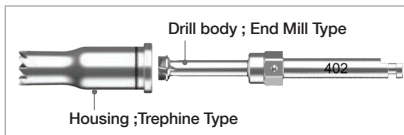
| Type | Ref.C |
|-----------------------------------|----------|
| Torque Wrench (~70Ncm) | *TW70 |
| Torque Wrench (~45Ncm) | *MTW300A |
| Torque Wrench Adapter (Handpiece) | *TTAI100 |
| Torque Wrench Adapter (Ratchet) | *TTAR100 |



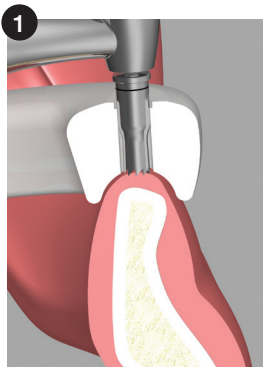
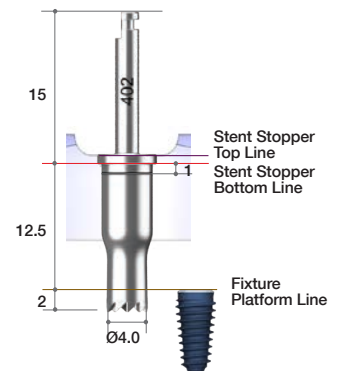
(*) Separate sales item

Narrow Crest Drill

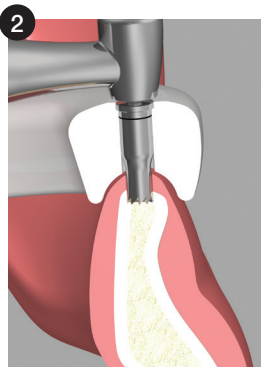
- Use for angled fixture placement or to flatten bone surface of narrow ridge to prevent slipping during drilling
- Use to harvest autogenous bone if used after soft tissue
- 2-piece design: drill body & housing
- Disassemble to remove bone chips & for easy cleaning



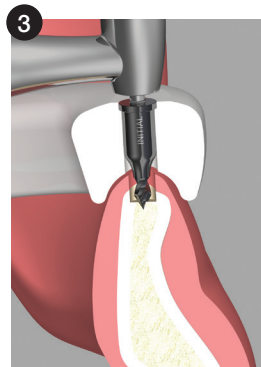
| Diameter | Guide Diameter | Length(mm) | Ref.C |
|----------|----------------|--------------|--------|
| Ø4.0 | Ø5.0 | 15.5(12.5/2) | NCD402 |



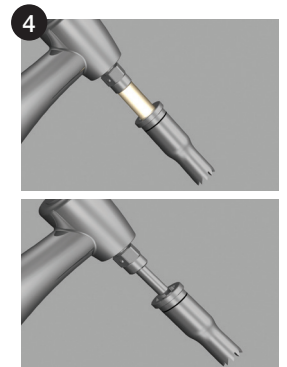
1 Set site by drilling counter-clockwise at low speed (≤ 100 rpm)



2 Start drilling clockwise (400~600rpm)



3 Once bone is flat, proceed with drilling sequence



4 Disassemble body and housing after drilling to remove bone chip. Clean and sterilize after every usage.

Anchor Kit

In edentulous or free-end cases, R2 GUIDE™ is fixed using specially designed Anchor Pins

| System | Ref.C |
|-------------|-----------|
| BLUEDIAMOND | KAGAS3002 |



Required Accessory Kit

For fixing complete edentulous R2 GUIDE



[Anchor Pin]

Anchor Pin:

Combine the R2 GUIDE & Putty Bite, place them in the patient's mouth, and ask the patient bite strongly. Insert an Anchor Pin into each anchor hole in the R2 GUIDE and tighten them using a screwdriver. In the case of hard bone, drill lightly with a 2.0 x 13.0mm drill for better fixation

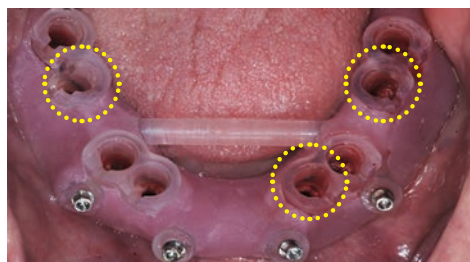


[Stent Anchor]

Stent Anchor :

With a complete edentulous guide, a triangular placement of implants & stent anchors is recommended for more stability, as shown.

R2GATE provides 2 guides & stent anchors, so both guides can stay fixed when placing regular & wide implants into an edentulous jaw.



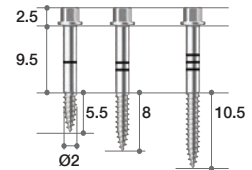
➔ Components for Anchor Kit



Anchor Pins

- Distinguish length by number of line markings
- Connect via Torx Tip

| Diameter | Length(mm) | Marking Line | Ref.C |
|----------|------------|--------------|------------|
| Ø2.0 | 5.5 | 1 | TCMACP2015 |
| | 8.0 | 2 | TCMACP2018 |
| | 10.5 | 3 | TCMACP2020 |

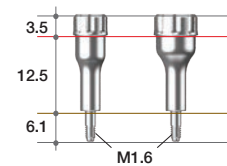


Stent Anchors

- Connect by hand or using Hand Driver

| Thread | Guide Diameter | Ref.C |
|--------|----------------|-----------|
| M1.6 | Ø5.0 | AGSANR16 |
| | Ø5.0 | AGSARR16 |
| | Ø6.5 | *AGSARW16 |

(*) Separate sales item



Torx Tip

| Length(mm) | Ref.C |
|------------|--------|
| 80 | AGTT80 |



Tip Driver

| Ref.C |
|-------|
| TD |



A CUT ABOVE THE REST
BLUEDIAMOND
IMPLANT



Rev. 04

**BLUE
DIAMOND**
IMPLANT

Head Office
Gangnam Office

45, Secheon-ro 7-gil, Dasa-eup, Dalseong-gun, Daegu, Korea
MegaGen Tower, 609, Nonhyeon-ro, Gangnam-gu, Seoul, Korea

T. +82-1544-2285 / +82-1566-2338
www.imegagen.com

MEGAGEN
For Lifetime Smiles