

The perfect solution kit for any emergency cases! Only spend 5 minutes!

MegGyver Kit

- Removes broken fixtures, abutments & screws with just one kit
- Wide compatibility, strength supplementation, detailed composition
- Simple and easy use that anyone can solve

MegaGen's unique Magic Grip technique!
One shot! One kill! MegGyver solves the problem at once!



To remove Implants,
Turn it the other way, it's done!

To remove Abutments
Turn it the other way, it's done!

Provides a three-step solution
4 types by diameter,
sophisticated engagement!

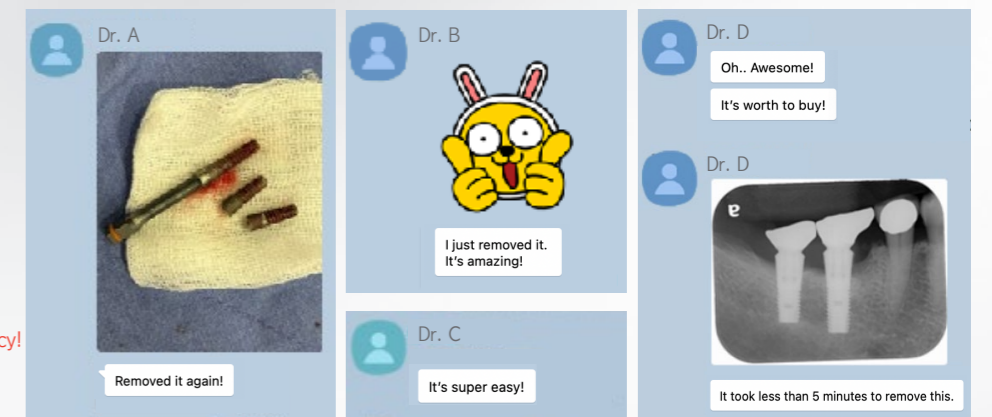


We refuse to compare with other solution kits.

- ① Use of high-strength expensive raw materials, but similar price (MGG : Tungsten Carbide / Former : Stainless Steel)
- ② Various types by diameter for accurate and fast response
- ③ Targeted and removed at once, increasing surgeon convenience

Implant	Abutment	Screw	Comparison
Definite Grip, Easy of use, Most implants compatibility	Powerful tapping, 2 types of diameter	Detailed configuration (various diameters), Accurate engagement	MegaGen
Blunt blade	Complex usage	Weak durability	Company A
Weak Tapping	-	-	Company B
Insufficient composition	Vain Grip	Vain Grip	Company C

Doctors who have used it are impressed



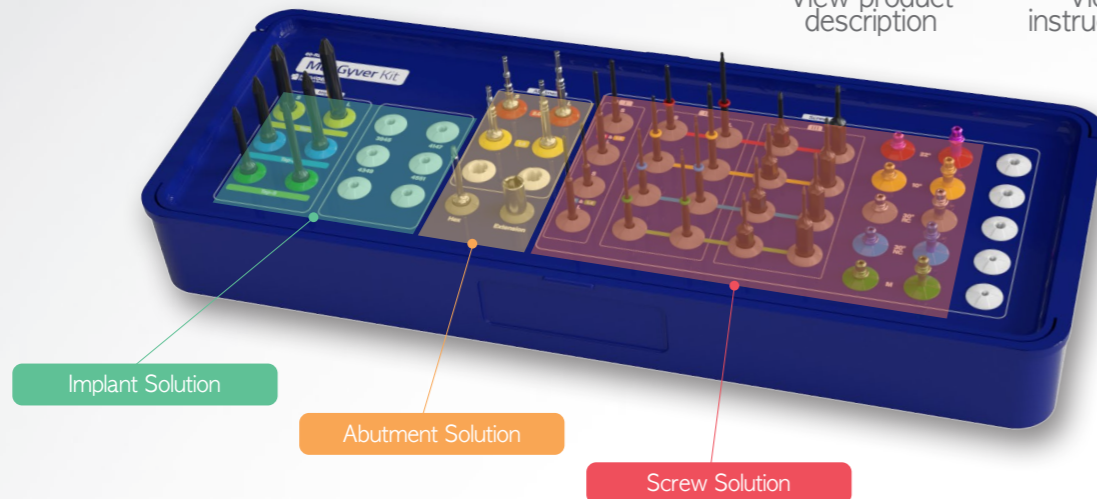
Implant/ Abutment/ Screw
To easily resolve each emergency situation
All components in one kit!



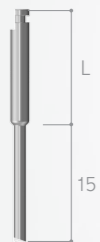
View product description



View instructions



Screw Remover



Screw Remover

Type	Length	Ref.C
M1.4/M1.6	15mm	SS1416S
	25mm	SS1416L
M1.8/M2.0	15mm	SSS
	25mm	SSL



Screw Tapping Driver

Type	Length	Ref.C
M1.4	19mm	STDS14
	24mm	STDL14
M1.6	19mm	STDS16
	24mm	STDL16
M1.8	19mm	STDS18
	24mm	STDL18
M2.0	19mm	STDS20
	24mm	STDL20



Reverse Drill

Type	Length	Ref.C
M1.4	14mm	RDS14
	19mm	RDL14
M1.6	14mm	RDS16
	19mm	RDL16
M1.8	14mm	RDS18
	19mm	RDL18
M2.0	14mm	RDS20
	19mm	RDL20

Problem-solving

ccw

ccw

ccw

(Max Torque)
15 M1.4
25 M1.6
35 M1.8/M2.0
45
60
70

※ Most screws can be removed using 4 types of tools by diameter.

- Step 1** For light jamming, just turn it in the reverse direction at 30~50rpm and it's done!
- Step 2** If it doesn't get removed in step 1, turn it around at 2,000 rpm and it's done!
- Step 3** If it does not come out in step 2, it can be removed with a tapping remover after drilling for 1 minute.

Implant Tapping Remover

Small

Connection under $\phi 2.5$
Mini Internal



Regular

Connection $\phi 2.5 \sim \phi 3.2$
AnyRidge Internal
ST Internal
BLUEDIAMOND
AnyOne Int, Ext, OneS
Rescue External



Wide

Connection $\phi 3.2 \sim \phi 4.4$
Rescue Internal



Put it in and just turn it around. That's it!

Implant Tapping Remover *Items available for separate purchase

Type	Length	Ref.C
Small	19mm	*ITR25U
	24mm	ITR25S
	29mm	ITR25L
Regular	19mm	*ITR35U
	24mm	ITR35S
	29mm	ITR35L
Wide	19mm	*ITR45U
	24mm	ITR45S
	29mm	ITR45L

Trephine Bur *Items available for separate purchase

I.D	O.D	Ref.C
$\phi 3.9$	$\phi 4.5$	*TANTBL3945
$\phi 4.1$	$\phi 4.7$	*TANTBL4147
$\phi 4.3$	$\phi 4.9$	*TANTBL4349
$\phi 4.5$	$\phi 5.1$	*TANTBL4551

Easily repair fractured implant cases!
Depending on the depth of the fracture, remove some with a Trephine Bur, then insert the Small Size Implant Tapping Remover, and turn it around, that's it!



MegaGen suggests BLUEDIAMOND Implant.

1 Get the desired fixation at any time and in any bone quality! 2 200% stronger than before! No fracture stress!

Abutment Remover



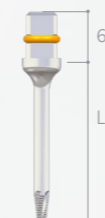
Abutment Remover

Type	Length	Ref.C
M1.8	19mm	ARS18
	24mm	ARL18
M2.0	19mm	ARS20
	24mm	ARL20



Abutment Removal Driver *Items available for separate purchase

Type	Length	Ref.C
M1.6	17.5mm	*TANMRD18
	25mm	*TANMRD25




Hex Remover *Items available for separate purchase

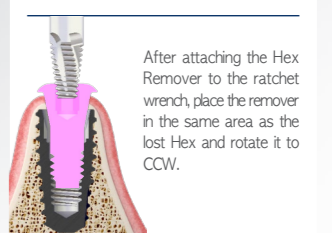
Type	Length	Ref.C
Hex 1.2	16mm	*HSS
	21mm	HSL

One shot!
One kill!

Typical type of fractured abutment



Removal is not possible due to lost hex



Engage is not possible due to a Fracture at the bottom of Abutment

